

Autodromo Int. do Algarve

International GT Open

Private test - 1

Provisional Results

Autodromo do Algarve 4.653 m.



Cls	Nº	Entrant/Team	Nat	Driver 1	Nat	Driver 2	Nat	Vehicle	Cat	Cls	Laps	Best	Time	Gap	Interval	Km/h
1	71	Team Motopark	DEU	Christian Mansell	AUS	Maximilian Götz	DEU	Mercedes AMG GT3 EVO	PRO	1	23	18	1:42.032			164.1
2	911	ZRS Motorsport	ITA	Pietro Armani	ITA	Alex Fontana	CHE	Porsche 911 GT3 R EVO (992)	PRO	2	23	13	1:42.325	0.293	0.293	163.7
3	18	Dinamic GT	ITA	Philipp Sager	AUT	Christian Engelhart	DEU	Porsche 911 GT3 R EVO (992)	PROAM	1	25	11	1:42.386	0.354	0.061	163.6
4	28	Team Motopark	DEU	Marcelo Ramírez	MEX	Dominik Baumann	AUT	Mercedes AMG GT3 EVO	PRO	3	23	22	1:42.401	0.369	0.015	163.5
5	777	Olimp Racing	POL	Marcin Jedliński	POL	Karol Basz	POL	Ferrari 296 GT3 EVO	PROAM	2	20	5	1:42.649	0.617	0.248	163.1
6	17	Elite Motorsport with Entire Race Engineering	GBR	Tom Emson	GBR	Tom Lebbon	GBR	Ferrari 296 GT3 EVO	PRO	4	23	12	1:42.785	0.753	0.136	162.9
7	54	CBRX by SPS	DEU	Dexter Müller	CHE	Yannick Mettler	CHE	Mercedes AMG GT3 EVO	PROAM	3	24	10	1:42.841	0.809	0.056	162.8
8	51	AF Corse	ITA	Rafael Durán	ESP	Tommaso Mosca	ITA	Ferrari 296 GT3 EVO	PRO	5	25	14	1:42.874	0.842	0.033	162.8
9	33	Greystone GT	GBR	Zac Meakin	GBR	Dean Macdonald	GBR	McLaren 720s GT3 Evo	PRO	6	24	23	1:43.010	0.978	0.136	162.6
10	5	Olimp Racing	POL	Stanislaw Jedliński	POL	Krystian Korzeniowski	POL	Ferrari 296 GT3	AM	1	18	7	1:43.115	1.083	0.105	162.4
11	25	Into Africa Racing by Dragon Racing Intl.	UAE	Xolile Letlaka	ZAF	Axcl Jefferies	ZWE	Ferrari 296 GT3 EVO	PROAM	4	21	19	1:43.178	1.146	0.063	162.3
12	55	AF Corse	ITA	Laurent De Meeus	BEL	Vincent Abril	FRA	Ferrari 296 GT3 EVO	PROAM	5	19	6	1:43.218	1.186	0.040	162.2
13	96	AF Corse	ITA	Yaroslav Veselaho	UKR	Thomas Neubauer	FRA	Ferrari 296 GT3 EVO	PRO	7	7	5	1:43.364	1.332	0.146	162.0
14	26	Saintéloc Racing	FRA	Michaël Blanchemain	FRA	Jim Pla	FRA	Audi R8 LMS GT3 Evo II	PROAM	6	18	10	1:43.509	1.477	0.145	161.8
15	97	Blackthorn Racing	GBR	Charles Bateman	GBR	Henrique Chaves	PRT	Aston Martin AMR Vantage GT3 E	PROAM	7	24	9	1:43.517	1.485	0.008	161.8
16	11	Fach Auto Tech	CHE	Alexander Schwarzer	MEX	Alexander Fach	CHE	Porsche 911 GT3 R EVO (992)	PROAM	8	20	16	1:43.613	1.581	0.096	161.6
17	6	Baron Motorsport Team	AUT	Andrzej Lewandowski	POL	Adrian Lewandowski	POL	Ferrari 296 GT3	AM	2	24	14	1:43.836	1.804	0.223	161.3
18	88	Track Focused	GBR	Darren Kell	GBR	James Kell	GBR	McLaren 720 Evo GT3	PROAM	9	23	11	1:44.041	2.009	0.205	161.0
19	75	Team ISR	CZE	Filip Salaquarda	CZE	Libor Milota	CZE	Audi R8 LMS GT3 Evo II	PROAM	10	24	23	1:44.058	2.026	0.017	160.9
20	12	Fach Auto Tech	CHE	Joel Monegro Reyes	DOM		CHE	Porsche 911 GT3 R EVO (992)	AM	3	23	21	1:44.165	2.133	0.107	160.8
21	81	Norik Racing	ITA	Norikazu Shibata	JPN	Charles Fagg	GBR	Ferrari 296 GT3	PROAM	11	23	7	1:44.205	2.173	0.040	160.7
22	16	AF Corse	ITA	Marcelo Hahn	BRA	Galid Osman	BRA	Ferrari 296 GT3	AM	4	18	9	1:44.219	2.187	0.014	160.7
23	79	Sendom Racing Team	POL	Seweryn Mazur	POL		CHE	Lamborghini Huracan Evo 2	AM	5	17	16	1:44.838	2.806	0.619	159.7
24	14	Good Speed Racing Team	POL	Piotr Wira	POL	Tomasz Magdziarz	POL	Aston Martin AMR Vantage GT3 E	AM	6	21	13	1:45.824	3.792	0.986	158.2
25	917	AF Motorsport	PRT	André Fernandes	PRT	Angelo Fontana	VEN	Porsche 991.2 GT3R	AM	7	14	9	1:46.213	4.181	0.389	157.7
26	63	Scuderia Villorba Corse	ITA	Leonardo Moncini	ITA	Rodrigo Testa	PRT	Lamborghini Huracan Evo 2	PRO	8	2	2	1:46.855	4.823	0.642	156.7
27	24	Greystone GT	GBR	Andrey Borodin	ITA	Oliver Webb	GBR	McLaren 720s GT3 Evo	PROAM	12	18	7	1:47.645	5.613	0.790	155.6

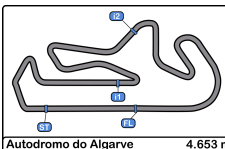
Published at:.....

Track Temp: 20.0 °C Air Temp: 25.1 °C Humidity: 42 % Track Status: DRY

Race Director:

Timekeeper:





Autodromo Int. do Algarve
International GT Open
Private test - 1
Provisional Results by Category



PRO																
Cls	Nº	Entrant/Team	Nat	Driver 1	Nat	Driver 2	Nat	Vehicle	Cat	Cls	Laps	Best	Time	Gap	Interval	Km/h
1	71	Team Motopark	DEU	Christian Mansell	AUS	Maximilian Götz	AUS	Mercedes AMG GT3 EVO	PRO	1	23	18	1:42.032			164.1
2	911	ZRS Motorsport	ITA	Pietro Armani	ITA	Alex Fontana	ITA	Porsche 911 GT3 R EVO (992)	PRO	2	23	13	1:42.325	0.293	0.293	163.7
3	28	Team Motopark	DEU	Marcelo Ramírez	MEX	Dominik Baumann	ITA	Mercedes AMG GT3 EVO	PRO	3	23	22	1:42.401	0.369	0.076	163.5
4	17	Elite Motorsport with Entire Race Engineering	GBR	Tom Emsen	GBR	Tom Lebbon	GBR	Ferrari 296 GT3 EVO	PRO	4	23	12	1:42.785	0.753	0.384	162.9
5	51	AF Corse	ITA	Rafael Durán	ESP	Tommaso Mosca	ITA	Ferrari 296 GT3 EVO	PRO	5	25	14	1:42.874	0.842	0.089	162.8
6	33	Greystone GT	GBR	Zac Meakin	GBR	Dean Macdonald	GBR	McLaren 720s GT3 Evo	PRO	6	24	23	1:43.010	0.978	0.136	162.6
7	96	AF Corse	ITA	Yaroslav Veselaho	CZE	Thomas Neubauer	FRA	Ferrari 296 GT3 EVO	PRO	7	7	5	1:43.364	1.332	0.354	162.0
8	63	Scuderia Villorba Corse	ITA	Leonardo Moncini	ITA	Rodrigo Testa	PRT	Lamborghini Huracan Evo 2	PRO	8	2	2	1:46.855	4.823	3.491	156.7

PROAM																
Cls	Nº	Entrant/Team	Nat	Driver 1	Nat	Driver 2	Nat	Vehicle	Cat	Cls	Laps	Best	Time	Gap	Interval	Km/h
1	18	Dinamic GT	ITA	Philipp Sager	AUT	Christian Engelhart	DEU	Porsche 911 GT3 R EVO (992)	PROAM	1	25	11	1:42.386			163.6
2	777	Olimp Racing	POL	Marcin Jedliński	POL	Karol Basz	POL	Ferrari 296 GT3 EVO	PROAM	2	20	5	1:42.649	0.263	0.263	163.1
3	54	CBRX by SPS	DEU	Dexter Müller	CHE	Yannick Mettler	CHE	Mercedes AMG GT3 EVO	PROAM	3	24	10	1:42.841	0.455	0.192	162.8
4	25	Into Africa Racing by Dragon Racing Intl.	USA	Xolile Letlaka	ZAF	Axcil Jefferies	ZWE	Ferrari 296 GT3 EVO	PROAM	4	21	19	1:43.178	0.792	0.337	162.3
5	55	AF Corse	ITA	Laurent De Meeus	FRA	Vincent Abril	FRA	Ferrari 296 GT3 EVO	PROAM	5	19	6	1:43.218	0.832	0.040	162.2
6	26	Saintéloc Racing	FRA	Michaël Blanchemain	BEL	Jim Pla	FRA	Audi R8 LMS GT3 Evo II	PROAM	6	18	10	1:43.509	1.123	0.291	161.8
7	97	Blackthorn Racing	GBR	Charles Bateman	GBR	Henrique Chaves	GBR	Aston Martin AMR Vantage GT3 E	PROAM	7	24	9	1:43.517	1.131	0.008	161.8
8	11	Fach Auto Tech	CHE	Alexander Schwarzer	MEX	Alexander Fach	CHE	Porsche 911 GT3 R EVO (992)	PROAM	8	20	16	1:43.613	1.227	0.096	161.6
9	88	Track Focused	GBR	Darren Kell	GBR	James Kell	GBR	McLaren 720 Evo GT3	PROAM	9	23	11	1:44.041	1.655	0.428	161.0
10	75	Team ISR	CZE	Filip Salaquarda	CZE	Libor Milota	CZE	Audi R8 LMS GT3 Evo II	PROAM	10	24	23	1:44.058	1.672	0.017	160.9
11	81	Norik Racing	ITA	Norikazu Shibata	JPN	Charles Fagg	GBR	Ferrari 296 GT3	PROAM	11	23	7	1:44.205	1.819	0.147	160.7
12	24	Greystone GT	GBR	Andrey Borodin	IND	Oliver Webb	GBR	McLaren 720s GT3 Evo	PROAM	12	18	7	1:47.645	5.259	3.440	155.6

AM																
Cls	Nº	Entrant/Team	Nat	Driver 1	Nat	Driver 2	Nat	Vehicle	Cat	Cls	Laps	Best	Time	Gap	Interval	Km/h
1	5	Olimp Racing	POL	Stanislaw Jedliński	POL	Krystian Korzeniowski	POL	Ferrari 296 GT3	AM	1	18	7	1:43.115			162.4
2	6	Baron Motorsport Team	AUT	Andrzej Lewandowski	POL	Adrian Lewandowski	POL	Ferrari 296 GT3	AM	2	24	14	1:43.836	0.721	0.721	161.3
3	12	Fach Auto Tech	CHE	Joel Monegro Reyes	DOM		USA	Porsche 911 GT3 R EVO (992)	AM	3	23	21	1:44.165	1.050	0.329	160.8
4	16	AF Corse	ITA	Marcelo Hahn	BRA	Galid Osman	BRA	Ferrari 296 GT3	AM	4	18	9	1:44.219	1.104	0.054	160.7
5	79	Sendom Racing Team	POL	Seweryn Mazur	POL		USA	Lamborghini Huracan Evo 2	AM	5	17	16	1:44.838	1.723	0.619	159.7
6	14	Good Speed Racing Team	POL	Piotr Wira	POL	Tomasz Magdziarz	POL	Aston Martin AMR Vantage GT3 E	AM	6	21	13	1:45.824	2.709	0.986	158.2
7	917	AF Motorsport	PRT	André Fernandes	PRT	Angelo Fontana	VEN	Porsche 991.2 GT3R	AM	7	14	9	1:46.213	3.098	0.389	157.7

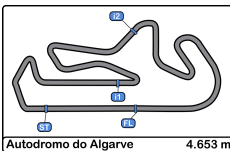
Published at:.....

Track Temp: 20.0 °C Air Temp: 25.1 °C Humidity: 42 % Track Status: DRY

Race Director:

Timekeeper:





Autodromo Int. do Algarve
 International GT Open
 Private test - 1
 Provisional Results by Category



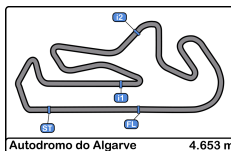
Published at:.....

Track Temp: 20.0 °C Air Temp: 25.1 °C Humidity: 42 % Track Status: DRY

Race Director:

Timekeeper:





Autodromo Int. do Algarve
International GT Open
Private test - 1
Lap Analysis



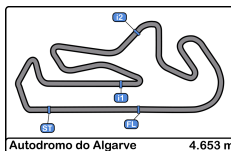
5 Stanislaw Jedliński Ferrari 296 GT3 **11** Alexander Schwarzer Porsche 911 GT3 R EVO (992)

AM Krystian Korzeniewski						Olimp Racing		PROAM		Alexander Fach		Fach Auto Tech			
Lap	D	Time	Sector 1	Sector 2	Sector 3	T. Spd	Elapsed	Lap	D	Time	Sector 1	Sector 2	Sector 3	T. Spd	Elapsed
1		11:23:20.052	11:22:07.141	34.051	38.860		11:23:20.052	1		11:22:40.959	11:21:27.550	34.144	39.265		11:22:40.959
2		1:57.790 P	32.887	33.133	51.770	260.8	11:25:17.842	2		1:45.194	32.979	33.498	38.717	260.2	11:24:26.153
3		25:54.890	24:43.396	33.433	38.061		11:51:12.732	3		3:23.729 P	1:03.962	1:02.973	1:16.794	262.7	11:27:49.882
4		1:44.542	32.786	32.776	38.980	261.5	11:52:57.274	4		23:31.751	22:19.376	33.868	38.507		11:51:21.633
5		1:45.748	33.597	32.825	39.326	251.1	11:54:43.022	5		1:45.062	33.118	33.135	38.809	259.6	11:53:06.695
6		1:43.962	33.100	32.800	38.062	257.7	11:56:26.984	6		1:44.830	32.887	33.368	38.575	257.7	11:54:51.525
7		1:43.115	32.312	32.789	38.014	263.4	11:58:10.099	7		1:50.812 P	33.290	33.270	44.252	258.9	11:56:42.337
8		1:49.358 P	32.632	33.071	43.655	262.1	11:59:59.457	8		2:53.247	1:41.354	33.307	38.586		11:59:35.584
9		8:26.532	7:01.006	39.354	46.172		12:08:25.989	9		1:43.988	32.549	33.135	38.304	259.6	12:01:19.572
10		2:11.275 P	38.479	38.071	54.725	241.6	12:10:37.264	10		1:45.331	33.403	33.509	38.419	259.6	12:03:04.903
11		3:47.200	2:25.652	38.577	42.971		12:14:24.464	11		1:51.359 P	32.874	33.635	44.850	259.6	12:04:56.262
12		1:56.077	35.833	36.518	43.726	256.5	12:16:20.541	12		4:56.339	3:44.352	33.492	38.495		12:09:52.601
13		1:59.353	36.903	37.890	44.560	250.5	12:18:19.894	13		1:44.228	32.626	33.230	38.372	261.5	12:11:36.829
14		2:03.673	40.493	37.987	45.193	250.5	12:20:23.567	14		1:50.703 P	32.733	33.355	44.615	260.8	12:13:27.532
15		2:03.417	37.536	38.502	47.379	248.8	12:22:26.984	15		7:57.675	6:45.713	33.461	38.501		12:21:25.207
16		2:15.181 P	39.953	39.931	55.297	250.5	12:24:42.165	16		1:43.613	32.388	33.021	38.204	259.6	12:23:08.820
17		5:23.783	4:07.369	36.179	40.235		12:30:05.948	17		1:44.374	32.313	33.727	38.334	261.5	12:24:53.194
18		2:05.133 P	34.052	35.901	55.180	262.7	12:32:11.081	18		1:43.886	32.350	33.012	38.524	259.6	12:26:37.080
19								19		1:43.959	32.398	32.895	38.666	262.1	12:28:21.039
20								20		1:49.782 P	32.581	33.009	44.192	258.9	12:30:10.821

6 Andrzej Lewandowski Ferrari 296 GT3 **12** Joel Monegro Reyes Porsche 911 GT3 R EVO (992)

AM Adrian Lewandowski						Baron Motorsport Team		AM		Fach Auto Tech					
Lap	D	Time	Sector 1	Sector 2	Sector 3	T. Spd	Elapsed	Lap	D	Time	Sector 1	Sector 2	Sector 3	T. Spd	Elapsed
1		11:23:31.230	11:22:13.999	36.354	40.877		11:23:31.230	1		11:23:05.052	11:21:50.174	35.159	39.719		11:23:05.052
2		1:59.705 P	33.963	34.417	51.325	258.3	11:25:30.935	2		1:46.350	33.471	33.509	39.370	258.3	11:24:51.402
3		24:32.549	23:18.198	34.640	39.711		11:50:03.484	3		3:14.297 P	57.314	1:01.012	1:15.971	144.1	11:28:05.699
4		1:46.872	33.603	33.895	39.374	260.8	11:51:50.356	4		22:27.207	21:13.226	34.561	39.420		11:50:32.906
5		1:46.119	32.947	33.906	39.266	266.0	11:53:36.475	5		1:49.464	33.621	34.024	41.819	260.2	11:52:22.370
6		1:46.604	33.635	33.923	39.046	262.1	11:55:23.079	6		1:46.444	33.722	33.463	39.259	257.7	11:54:08.814
7		2:02.866 P	36.202	35.249	51.415	261.5	11:57:25.945	7		1:45.707	33.244	33.292	39.171	258.3	11:55:54.521
8		3:46.041	2:16.740	42.249	47.052		12:01:11.986	8		1:45.311	33.091	33.396	38.824	258.9	11:57:39.832
9		1:46.955	33.113	34.486	39.356	268.6	12:02:58.941	9		1:55.809 P	33.378	33.818	48.613	262.1	11:59:35.641
10		1:52.308	33.178	35.611	43.519	264.7	12:04:51.249	10		4:37.459	3:24.344	33.723	39.392		12:04:13.100
11		1:45.415	32.845	33.509	39.061	262.7	12:06:36.664	11		1:45.604	32.979	33.646	38.979	259.6	12:05:58.704
12		1:45.772	32.609	33.055	40.108	261.5	12:08:22.436	12		1:45.198	32.939	33.394	38.865	260.8	12:07:43.902
13		1:46.992	32.643	35.617	38.732	266.0	12:10:09.428	13		1:46.275	32.818	33.599	39.858	264.0	12:09:30.177
14		1:54.729 P	33.880	35.066	45.783	266.0	12:13:47.993	14		1:57.619 P	34.228	33.882	49.509	263.4	12:11:27.796
15		4:59.214	3:41.956	33.578	43.680		12:18:47.207	15		5:35.517	4:23.440	33.410	38.667		12:17:03.313
16		1:46.380	33.486	33.713	39.181	264.0	12:20:33.587	16		1:49.691	34.481	36.198	39.012	262.1	12:18:53.004
17		1:50.773	33.431	34.985	42.357	260.8	12:22:24.360	17		1:44.420	32.642	33.153	38.625	262.7	12:20:37.424
18		1:47.411	34.573	33.408	39.430	264.0	12:24:11.771	18		1:50.671	34.427	34.650	41.594	263.4	12:22:28.095
19		1:46.596	33.515	33.491	39.590	265.3	12:25:58.367	19		1:50.546	34.613	33.926	42.007	255.9	12:24:18.641
20		1:47.329	33.213	33.722	40.394	263.4	12:27:45.696	20		1:45.454	33.233	33.389	38.832	262.7	12:26:04.095
21		1:47.760	32.923	33.488	41.349	265.3	12:29:33.456	21		1:44.165	32.637	32.859	38.669	263.4	12:27:48.260
22		1:46.183	33.063	33.621	39.499	263.4	12:31:19.639	22		1:44.646	32.648	32.927	39.071	263.4	12:29:32.906
23		2:13.010 P	33.162	33.873	1:05.975	260.8	12:33:32.649	23		1:52.841 P	32.935	33.249	46.657	259.6	12:31:25.747





Autodromo Int. do Algarve
International GT Open
Private test - 1
Lap Analysis

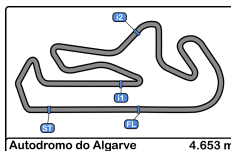


14							17								
AM							PRO								
Piotr Wira							Tom Emson								
Tomasz Magdziarz							Tom Lebbon								
Good Speed Racing Team							Elite Motorsport with Entire Race								
Lap	D	Time	Sector 1	Sector 2	Sector 3	T. Spd	Elapsed	Lap	D	Time	Sector 1	Sector 2	Sector 3	T. Spd	Elapsed
1		11:22:27.721	11:21:10.427	36.089	41.205		11:22:27.721	1		11:23:07.458	11:21:51.352	35.404	40.702		11:23:07.458
2		1:57.038 P	34.840	34.855	47.343	252.3	11:24:24.759	2		1:54.676 P	33.319	33.742	47.615	258.9	11:25:02.134
3		25:34.744	24:19.997	34.640	40.107		11:49:59.503	3		24:51.813	23:38.458	34.113	39.242		11:49:53.947
4		1:48.377	34.269	34.160	39.948	258.9	11:51:47.880	4		1:45.499	33.233	33.564	38.702	257.1	11:51:39.446
5		1:53.645 P	33.605	34.273	45.767	261.5	11:53:41.525	5		1:46.716	34.287	33.762	38.667	258.3	11:53:26.162
6		3:56.617	2:42.280	34.655	39.682		11:57:38.142	6		1:44.683	32.812	33.314	38.557	260.8	11:55:10.845
7		1:46.914	33.927	33.897	39.090	259.6	11:59:25.056	7		1:49.293	33.729	36.150	39.414	261.5	11:57:00.138
8		1:46.184	33.437	33.569	39.178	260.8	12:01:11.240	8		1:52.671 P	32.818	34.352	45.501	260.8	11:58:52.809
9		1:47.083	33.476	34.286	39.321	260.2	12:02:58.323	9		8:10.886	6:52.978	37.027	40.881		12:07:03.695
10		1:46.784	33.259	33.920	39.605	260.8	12:04:45.107	10		1:43.082	32.496	32.730	37.856	260.2	12:08:46.777
11		1:57.091 P	34.227	34.095	48.769	262.1	12:06:42.198	11		1:42.922	32.153	32.720	38.049	264.0	12:10:29.699
12		4:16.783	3:02.759	34.279	39.745		12:10:58.981	12		1:42.785	32.251	32.751	37.783	262.1	12:12:12.484
13		1:45.824	33.076	33.790	38.958	262.1	12:12:44.805	13		1:42.879	32.309	32.703	37.867	262.1	12:13:55.363
14		1:46.723	33.106	34.035	39.582	262.1	12:14:31.528	14		1:49.822 P	32.424	32.825	44.573	263.4	12:15:45.185
15		1:47.718	33.754	33.938	40.026	262.1	12:16:19.246	15		3:04.970	1:52.206	33.985	38.779		12:18:50.155
16		1:53.699 P	33.612	34.479	45.608	259.6	12:18:12.945	16		1:44.405	32.814	33.292	38.299	260.2	12:20:34.560
17		4:52.311	3:38.835	34.109	39.367		12:23:05.256	17		1:46.604	32.740	33.648	40.216	262.1	12:22:21.164
18		1:50.935	33.269	37.442	40.224	260.8	12:24:56.191	18		1:43.343	32.396	32.898	38.049	261.5	12:24:04.507
19		1:47.513	33.869	33.925	39.719	262.1	12:26:43.704	19		1:43.442	32.349	33.001	38.092	261.5	12:25:47.949
20		1:46.343	33.421	33.797	39.125	260.8	12:28:30.047	20		1:43.281	32.438	32.944	37.899	262.1	12:27:31.230
21		1:59.685 P	36.398	35.387	47.900	259.6	12:30:29.732	21		1:43.466	32.417	33.021	38.028	262.1	12:29:14.696

16							18								
AM							PROAM								
Marcelo Hahn							Philipp Sager								
Galid Osman							Christian Engelhart								
AF Corse							Dinamic GT								
Lap	D	Time	Sector 1	Sector 2	Sector 3	T. Spd	Elapsed	Lap	D	Time	Sector 1	Sector 2	Sector 3	T. Spd	Elapsed

1		11:50:14.678 P	11:48:49.222	36.328	49.128		11:50:14.678	1		11:22:11.025	11:20:58.330	33.808	38.887		11:22:11.025
2		4:13.234	2:58.437	34.907	39.890		11:54:27.912	2		1:45.605	32.923	33.659	39.023	260.8	11:23:56.630
3		1:47.172	34.115	33.881	39.176	255.3	11:56:15.084	3		2:50.255 P	39.407	53.728	1:17.120	264.0	11:26:46.885
4		1:45.751	33.509	33.370	38.872	256.5	11:58:00.835	4		23:29.557	22:17.047	33.632	38.878		11:50:16.442
5		1:45.304	32.991	33.644	38.669	257.7	11:59:46.139	5		1:46.751	32.814	33.442	40.495	263.4	11:52:03.193
6		1:52.077 P	33.005	33.205	45.867	258.9	12:01:38.216	6		1:43.867	32.225	32.968	38.674	262.7	11:53:47.060
7		6:36.891	5:21.315	36.085	39.491		12:08:15.107	7		1:43.785	32.360	33.390	38.035	264.0	11:55:30.845
8		1:49.426	33.375	34.382	41.669	257.7	12:10:04.533	8		1:51.731 P	32.702	33.628	45.401	267.3	11:57:22.576
9		1:44.219	32.760	33.203	38.256	260.2	12:11:48.752	9		3:34.673	2:15.901	36.743	42.029		12:00:57.249
10		1:53.312 P	34.743	33.375	45.194	261.5	12:13:42.064	10		1:49.867	32.595	33.333	43.939	260.8	12:02:47.116
11		4:26.154	3:10.555	35.711	39.888		12:18:08.218	11		1:42.386	32.178	32.707	37.501	261.5	12:04:29.502
12		1:47.327	33.745	34.021	39.561	256.5	12:19:55.545	12		1:43.462	32.558	33.013	37.891	266.0	12:06:12.964
13		1:47.206	33.431	34.136	39.639	256.5	12:21:42.751	13		1:42.790	32.390	32.654	37.746	263.4	12:07:55.754
14		1:47.884	34.091	34.344	39.449	257.7	12:23:30.635	14		1:42.705	32.141	32.793	37.771	265.3	12:09:38.459
15		1:47.143	33.410	34.072	39.661	257.7	12:25:17.778	15		1:50.058 P	32.067	32.798	45.193	265.3	12:11:28.517
16		1:47.933	33.863	34.453	39.617	257.7	12:27:05.711	16		5:07.741	3:44.143	38.226	45.372		12:16:36.258
17		1:47.056	33.336	34.143	39.577	257.7	12:28:52.767	17		1:53.753	37.253	35.471	41.029	256.5	12:18:30.011
18		1:58.584 P	35.589	34.645	48.350	256.5	12:30:51.351	18		1:56.950	37.137	37.412	42.401	258.3	12:20:26.961
								19		1:57.696	35.638	37.454	44.604	252.9	12:22:24.657
								20		1:52.494	35.546	35.182	41.766	250.5	12:24:17.151
								21		1:50.492	34.448	35.438	40.606	259.6	12:26:07.643
								22		1:47.248	33.511	33.748	39.989	259.6	12:27:54.891
								23		1:47.641	33.816	33.832	39.993	260.2	12:29:42.532
								24		1:46.351	33.252	33.625	39.474	258.9	12:31:28.883
								25		2:17.086 P	38.999	41.289	56.798	214.7	12:33:45.969





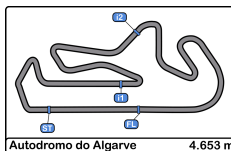
Autodromo Int. do Algarve
International GT Open
Private test - 1
Lap Analysis



24							26								
PROAM			McLaren 720s GT3 Evo				PROAM			Audi R8 LMS GT3 Evo II					
Lap	D	Time	Sector 1	Sector 2	Sector 3	T. Spd	Elapsed	Lap	D	Time	Sector 1	Sector 2	Sector 3	T. Spd	Elapsed
1		11:22:09.684	11:20:54.139	35.045	40.500		11:22:09.684	1		11:51:16.720	11:50:03.667	33.895	39.158		11:51:16.720
2		1:49.617	34.262	34.752	40.603	258.9	11:23:59.301	2		1:44.742	32.924	32.862	38.956	263.4	11:53:01.462
3		2:05.133 P	35.575	37.035	52.523	258.3	11:26:04.434	3		1:45.159	33.594	32.910	38.655	264.7	11:54:46.621
4		24:02.855	22:46.261	35.443	41.151		11:50:07.289	4		1:44.673	33.315	32.935	38.423	264.0	11:56:31.294
5		1:49.327	34.349	34.654	40.324	258.9	11:51:56.616	5		1:43.863	32.498	32.829	38.536	264.0	11:58:15.157
6		1:52.660	35.516	35.618	41.526	261.5	11:53:49.276	6		1:45.177	33.100	33.086	38.991	264.7	12:00:00.334
7		1:47.645	33.737	34.563	39.345	260.8	11:55:36.921	7		1:43.894	32.620	32.886	38.388	263.4	12:01:44.228
8		1:55.222 P	33.445	33.813	47.964	260.8	11:57:32.143	8		1:52.190 P	32.502	33.326	46.362	264.0	12:03:36.418
9		5:41.367	4:21.273	37.344	42.750		12:03:13.510	9		4:42.962	3:31.247	33.110	38.605		12:08:19.380
10		1:57.742	35.583	37.739	44.420	254.1	12:05:11.252	10		1:43.509	32.420	32.794	38.295	265.3	12:10:02.889
11		1:56.292	36.311	37.652	42.329	251.7	12:07:07.544	11		1:44.815	32.328	32.732	39.755	267.3	12:11:47.704
12		2:04.435 P	35.131	37.516	51.788	257.1	12:09:11.979	12		1:50.774 P	32.564	32.860	45.350	265.3	12:13:38.478
13		4:32.519	3:13.485	38.491	40.543		12:13:44.498	13		3:35.868	2:14.697	40.750	40.421		12:17:14.346
14		1:51.673	34.085	35.700	41.888	257.7	12:15:36.171	14		1:46.608	33.479	33.609	39.520	260.8	12:19:00.954
15		1:50.633	34.685	36.016	39.932	260.8	12:17:26.804	15		2:17.998	33.532	33.811	1:10.655	264.0	12:21:18.952
16		1:49.117	33.987	35.054	40.076	260.2	12:19:15.921	16		1:47.591	33.841	34.372	39.378	259.6	12:23:06.543
17		1:50.830	34.115	34.757	41.958	260.2	12:21:06.751	17		1:53.651	33.882	33.815	45.954	264.7	12:25:00.194
18		1:59.992 P	36.429	34.761	48.802	244.8	12:23:06.743	18		1:55.897 P	33.979	34.425	47.493	259.6	12:26:56.091

25							28								
PROAM			Ferrari 296 GT3 EVO				PRO			Mercedes AMG GT3 EVO					
Lap	D	Time	Sector 1	Sector 2	Sector 3	T. Spd	Elapsed	Lap	D	Time	Sector 1	Sector 2	Sector 3	T. Spd	Elapsed
1		11:24:05.293 P	11:22:42.062	35.136	48.095		11:24:05.293	1		11:23:53.080	11:22:40.924	33.816	38.340		11:23:53.080
2		26:12.896	24:58.043	34.857	39.996		11:50:18.189	2		1:56.035 P	32.451	34.859	48.725	264.7	11:25:49.115
3		1:45.488	33.119	33.514	38.855	258.3	11:52:03.677	3		24:21.927	23:08.720	34.264	38.943		11:50:11.042
4		1:44.457	32.825	33.147	38.485	262.7	11:53:48.134	4		1:45.809	33.801	33.340	38.668	265.3	11:51:56.851
5		1:44.080	32.580	32.968	38.532	263.4	11:55:32.214	5		1:46.329	34.288	33.085	38.956	266.0	11:53:43.180
6		1:44.647	32.532	33.113	39.002	262.7	11:57:16.861	6		1:44.623	32.971	32.932	38.720	264.7	11:55:27.803
7		1:44.042	32.385	33.127	38.530	264.7	11:59:00.903	7		1:44.886	33.009	33.211	38.666	264.0	11:57:12.689
8		1:43.966	32.512	33.203	38.251	264.0	12:00:44.869	8		1:43.872	32.629	33.003	38.240	266.0	11:58:56.561
9		1:43.831	32.406	33.158	38.267	262.1	12:02:28.700	9		1:50.278 P	32.660	32.956	44.662	266.0	12:00:46.839
10		1:49.919 P	32.985	33.195	43.739	261.5	12:04:18.619	10		4:55.993	3:42.732	33.706	39.555		12:05:42.832
11		4:31.857	3:19.674	33.458	38.725		12:08:50.476	11		1:43.287	32.612	32.751	37.924	264.0	12:07:26.119
12		1:44.408	32.520	33.537	38.351	264.0	12:10:34.884	12		1:42.722	32.350	32.658	37.714	265.3	12:09:08.841
13		1:44.044	32.487	33.057	38.500	263.4	12:12:18.928	13		1:42.667	32.335	32.550	37.782	267.3	12:10:51.508
14		1:50.670 P	32.794	33.546	44.330	263.4	12:14:09.598	14		1:44.251	32.646	33.734	37.871	266.6	12:12:35.759
15		2:44.330	1:27.180	37.185	39.965		12:16:53.928	15		1:43.799	32.433	33.138	38.228	266.6	12:14:19.558
16		1:43.304	32.303	32.996	38.005	262.7	12:18:37.232	16		1:51.256 P	32.394	35.211	43.651	265.3	12:16:10.814
17		1:44.822	32.529	33.320	38.973	262.7	12:20:22.054	17		4:15.382	3:03.909	33.018	38.455		12:20:26.196
18		1:43.748	32.489	33.055	38.204	260.8	12:22:05.802	18		1:44.212	33.941	32.656	37.615	264.0	12:22:10.408
19		1:43.178	32.346	32.729	38.103	262.1	12:23:48.980	19		1:42.417	32.086	32.453	37.878	267.3	12:23:52.825
20		1:43.641	32.299	32.870	38.472	262.7	12:25:32.621	20		1:48.515 P	32.099	32.897	43.519	267.9	12:25:41.340
21		1:48.640 P	32.638	33.175	42.827	262.1	12:27:21.261	21		3:00.639	1:46.894	32.935	40.810		12:28:41.979
								22		1:42.401	32.075	32.687	37.639	266.0	12:30:24.380
								23		1:50.749 P	32.033	33.301	45.415	266.0	12:32:15.129





Autodromo Int. do Algarve
International GT Open
Private test - 1
Lap Analysis

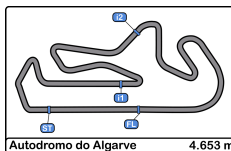


33							54									
Zac Meakin							Dexter Müller									
McLaren 720s GT3 Evo							Mercedes AMG GT3 EVO									
PRO			Dean Macdonald				Greystone GT			PROAM			Yannick Mettler			
Lap	D	Time	Sector 1	Sector 2	Sector 3	T. Spd	Elapsed	Lap	D	Time	Sector 1	Sector 2	Sector 3	T. Spd	Elapsed	
1		11:22:21.329 P	11:20:49.876	40.344	51.109		11:22:21.329	1		11:23:34.548	11:22:16.412	39.003	39.133		11:23:34.548	
2		3:23.808 P	1:53.156	34.392	56.260		11:25:45.137	2		1:53.450 P	33.166	33.414	46.870	260.2	11:25:27.998	
3		24:29.189	23:14.910	34.708	39.571		11:50:14.326	3		24:43.400	23:30.309	34.356	38.735		11:50:11.398	
4		1:50.202	33.765	33.654	42.783	256.5	11:52:04.528	4		1:48.312	35.119	33.777	39.416	265.3	11:51:59.710	
5		1:45.567	32.999	33.695	38.873	259.6	11:53:50.095	5		1:58.045	32.615	41.650	43.780	264.0	11:53:57.755	
6		1:44.491	33.071	32.910	38.510	260.8	11:55:34.586	6		1:43.421	32.603	32.972	37.846	262.1	11:55:41.176	
7		1:43.494	32.423	32.864	38.207	262.1	11:57:18.080	7		1:43.304	32.324	32.899	38.081	264.0	11:57:24.480	
8		1:46.704	32.281	32.917	41.506	264.7	11:59:04.784	8		1:50.319 P	32.412	33.029	44.878	264.0	11:59:14.799	
9		1:43.369	32.441	32.812	38.116	262.1	12:00:48.153	9		4:12.824	2:56.447	37.659	38.718		12:03:27.623	
10		1:49.223 P	32.987	33.438	42.798	262.1	12:02:37.376	10		1:42.841	32.357	32.592	37.892	263.4	12:05:10.464	
11		3:27.324	2:14.456	33.449	39.419		12:06:04.700	11		1:49.037	32.605	33.177	43.255	260.2	12:06:59.501	
12		1:44.008	32.689	33.337	37.982	259.6	12:07:48.708	12		1:48.864 P	32.155	32.573	44.136	264.7	12:08:48.365	
13		2:09.700 P	32.360	45.758	51.582	264.0	12:09:58.408	13		4:39.554	3:25.131	34.705	39.718		12:13:27.919	
14		5:56.651	4:45.478	33.404	37.769		12:15:55.059	14		1:46.684	33.572	33.816	39.296	258.9	12:15:14.603	
15		1:43.295	32.602	32.826	37.867	264.0	12:17:38.354	15		1:45.499	33.588	33.452	38.459	263.4	12:17:00.102	
16		1:43.324	32.385	32.866	38.073	264.0	12:19:21.678	16		1:45.151	32.936	33.306	38.909	264.0	12:18:45.253	
17		1:45.947	33.163	33.649	39.135	264.0	12:21:07.625	17		1:44.748	33.069	33.163	38.516	260.8	12:20:30.001	
18		1:45.078	34.342	32.800	37.936	263.4	12:22:52.703	18		1:46.139	33.118	34.026	38.995	264.0	12:22:16.140	
19		1:43.665	32.701	32.881	38.083	264.7	12:24:36.368	19		1:44.984	33.062	33.125	38.797	263.4	12:24:01.124	
20		1:44.440	32.407	33.155	38.878	264.7	12:26:20.808	20		1:44.550	32.854	33.509	38.187	264.7	12:25:45.674	
21		1:43.379	32.439	33.023	37.917	263.4	12:28:04.187	21		1:44.341	32.598	33.217	38.526	264.7	12:27:30.015	
22		1:43.045	32.325	32.839	37.881	262.7	12:29:47.232	22		1:46.052	32.877	34.587	38.588	264.0	12:29:16.067	
23		1:43.010	32.221	32.776	38.013	262.7	12:31:30.242	23		1:44.413	32.823	33.121	38.469	264.0	12:31:00.480	
24		2:03.675 P	39.178	33.744	50.753	235.8	12:33:33.917	24		2:02.988 P	33.387	37.131	52.470	261.5	12:33:03.468	

51							55									
Rafael Durán							Laurent De Meeus									
Ferrari 296 GT3 EVO							Ferrari 296 GT3 EVO									
PRO			Tommaso Mosca				AF Corse			PROAM			Vincent Abril			
Lap	D	Time	Sector 1	Sector 2	Sector 3	T. Spd	Elapsed	Lap	D	Time	Sector 1	Sector 2	Sector 3	T. Spd	Elapsed	
1		11:22:20.809	11:21:02.290	37.516	41.003		11:22:20.809	1		11:50:08.893	11:48:55.205	34.664	39.024		11:50:08.893	
2		1:57.143 P	36.269	34.595	46.279	230.2	11:24:17.952	2		1:43.934	32.697	33.064	38.173	264.0	11:51:52.827	
3		25:38.828	24:24.698	34.005	40.125		11:49:56.780	3		1:49.420	32.430	33.038	43.952	265.3	11:53:42.247	
4		1:44.196	32.674	33.322	38.200	262.1	11:51:40.976	4		1:47.552	32.186	32.719	42.647	264.7	11:55:29.799	
5		1:43.291	32.414	32.902	37.975	262.7	11:53:24.267	5		1:46.008	32.262	33.022	40.724	265.3	11:57:15.807	
6		1:43.184	32.350	32.652	38.182	262.1	11:55:07.451	6		1:43.218	32.096	32.764	38.358	266.0	11:58:59.025	
7		1:43.239	32.284	33.003	37.952	262.1	11:56:50.690	7		1:51.340 P	32.715	33.276	45.349	267.3	12:00:50.365	
8		1:43.075	32.281	32.717	38.077	262.7	11:58:33.765	8		7:51.852	6:36.548	35.215	40.089		12:08:42.217	
9		1:49.261 P	32.247	32.727	44.287	264.0	12:00:23.026	9		1:49.072	34.123	34.346	40.603	261.5	12:10:31.289	
10		4:34.969	3:12.151	41.856	40.962		12:04:57.995	10		1:46.559	33.506	33.776	39.277	262.7	12:12:17.848	
11		1:46.893	32.322	32.760	41.811	262.7	12:06:44.888	11		1:46.284	33.400	33.701	39.183	261.5	12:14:04.132	
12		1:42.899	32.193	32.824	37.882	264.0	12:08:27.787	12		1:45.864	33.139	33.656	39.069	262.1	12:15:49.996	
13		1:44.115	32.533	33.129	38.453	267.9	12:10:11.902	13		1:45.833	33.394	33.416	39.023	262.7	12:17:35.829	
14		1:42.874	32.114	32.702	38.058	266.0	12:11:54.776	14		1:45.370	33.201	33.481	38.688	262.7	12:19:21.199	
15		1:49.978 P	32.327	33.704	43.947	266.0	12:13:44.754	15		1:55.545 P	33.247	33.633	48.665	264.0	12:21:16.744	
16		3:47.274	2:33.552	34.199	39.523		12:17:32.028	16		5:10.568	3:56.245	34.405	39.918		12:26:27.312	
17		1:46.491	33.673	33.833	38.985	262.1	12:19:18.519	17		1:46.429	33.322	33.648	39.459	261.5	12:28:13.741	
18		1:47.057	32.950	33.809	40.298	263.4	12:21:05.576	18		1:45.698	33.490	33.399	38.809	260.2	12:29:59.439	
19		1:45.190	32.991	33.277	38.922	262.7	12:22:50.766	19		2:08.831 P	39.146	36.259	53.426	166.9	12:32:08.270	
20		1:44.676	32.920	33.102	38.654	262.7	12:24:35.442									
21		1:46.187	32.838	33.513	39.836	263.4	12:26:21.629									
22		1:44.732	32.874	33.231	38.627	264.0	12:28:06.361									
23		1:45.146	33.033	33.395	38.718	262.7	12:29:51.507									
24		1:45.120	32.885	33.219	39.016	262.1	12:31:36.627									
25		2:02.213 P	35.843	35.793	50.577	243.7	12:33:38.840									

63							
Leonardo Moncini							
Lamborghini Huracan Evo 2							
PRO			Rodrigo Testa				
Scuderia Villorba Corse							
Lap	D	Time	Sector 1	Sector 2	Sector 3	T. Spd	Elapsed
1		11:22:07.996	11:20:52.212	35.965	39.819		11:22:07.996
2		1:46.855	34.018	33.871	38.966	257.7	11:23:54.851





Autodromo Int. do Algarve
International GT Open
Private test - 1
Lap Analysis



71 Christian Mansell Mercedes AMG GT3 EVO **79** Seweryn Mazur Lamborghini Huracan Evo 2

PRO Maximilian Götz Team Motopark AM Sendom Racing Team

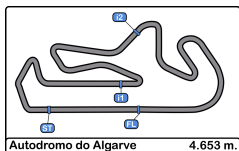
Lap	D	Time	Sector 1	Sector 2	Sector 3	T. Spd	Elapsed	Lap	D	Time	Sector 1	Sector 2	Sector 3	T. Spd	Elapsed
1		11:24:36.720	11:23:24.408	33.870	38.442		11:24:36.720	1		11:50:31.313	11:49:15.607	35.374	40.332		11:50:31.313
2		3:08.917 P	52.165	1:01.079	1:15.673	264.0	11:27:45.637	2		1:58.778 P	34.235		2:39.110	255.3	11:52:30.091
3		23:10.829	21:58.735	33.505	38.589		11:50:56.466	3		4:28.733	3:14.140	34.272	40.321		11:56:58.824
4		1:43.413	32.379	32.691	38.343	263.4	11:52:39.879	4		1:48.673	34.600	34.693	39.380	255.3	11:58:47.497
5		1:42.940	32.358	32.657	37.925	264.7	11:54:22.819	5		1:46.955	33.206	34.163	39.586	256.5	12:00:34.452
6		1:46.554	32.734	34.265	39.555	265.3	11:56:09.373	6		1:46.356	33.250	33.883	39.223	255.3	12:02:20.808
7		1:42.969	32.257	32.572	38.140	264.7	11:57:52.342	7		1:45.944	32.938	33.739	39.267	255.9	12:04:06.752
8		1:49.342 P	32.138	33.104	44.100	266.0	11:59:41.684	8		2:08.204 P	33.062	33.679	1:01.463	255.9	12:06:14.956
9		3:37.064	2:25.131	33.717	38.216		12:03:18.748	9		5:12.103	3:58.581	33.869	39.653		12:11:27.059
10		1:44.177	32.575	33.599	38.003	262.7	12:05:02.925	10		1:47.243	33.564	34.295	39.384	251.1	12:13:14.302
11		1:43.204	32.458	32.826	37.920	264.7	12:06:46.129	11		1:45.981	33.158	33.639	39.184	255.9	12:15:00.283
12		1:43.047	32.318	32.813	37.916	266.6	12:08:29.176	12		1:47.090	33.109	34.135	39.846	257.1	12:16:47.373
13		1:44.104	32.538	33.340	38.226	268.6	12:10:13.280	13		1:56.694 P	33.599	34.961	48.134	256.5	12:18:44.067
14		1:50.389 P	32.744	32.941	44.704	267.9	12:12:03.669	14		4:17.975	3:02.821	33.476	41.678		12:23:02.042
15		4:34.649	3:24.036	32.942	37.671		12:16:38.318	15		1:44.937	32.928	33.210	38.799	257.7	12:24:46.979
16		1:42.677	32.911	32.341	37.425	266.6	12:18:20.995	16		1:44.838	32.823	33.285	38.730	258.9	12:26:31.817
17		1:44.023	32.417	33.725	37.881	267.3	12:20:05.018	17		2:00.033 P	32.767	33.653	53.613	259.6	12:28:31.850
18		1:42.032	31.968	32.441	37.623	267.3	12:21:47.050	81 Norikazu Shibata Ferrari 296 GT3							
19		1:50.032 P	32.206	32.988	44.838	266.0	12:23:37.082	PROAM Charles Fagg Norik Racing							
20		2:58.789	1:47.335	33.024	38.430		12:26:35.871	Lap	D	Time	Sector 1	Sector 2	Sector 3	T. Spd	Elapsed
21		1:42.766	32.174	32.468	38.124	265.3	12:28:18.637	1		11:26:51.964 P	11:24:51.007	44.689	1:16.268		11:26:51.964
22		1:42.732	32.227	32.568	37.937	266.0	12:30:01.369	2		23:14.399	22:00.339	34.444	39.616		11:50:06.363
23		2:08.060 P	38.137	35.875	54.048	212.5	12:32:09.429	3		1:45.560	33.184	33.496	38.880	258.9	11:51:51.923

75 Filip Salaquarda Audi R8 LMS GT3 Evo II

PROAM Libor Milota Team ISR

Lap	D	Time	Sector 1	Sector 2	Sector 3	T. Spd	Elapsed	Lap	D	Time	Sector 1	Sector 2	Sector 3	T. Spd	Elapsed
1		11:22:36.364	11:21:23.345	34.224	38.795		11:22:36.364	7		1:44.205	32.570	33.215	38.420	264.7	11:58:55.234
2		1:45.256	33.156	33.386	38.714	265.3	11:24:21.620	8		1:50.093 P	32.675	33.160	44.258	264.7	12:00:45.327
3		3:05.039 P	47.625	1:01.250	1:16.164	264.7	11:27:26.659	9		5:02.973	3:43.955	37.326	41.692		12:05:48.300
4		22:49.308	21:34.786	33.706	40.816		11:50:15.967	10		1:52.567	36.280	35.566	40.721	258.9	12:07:40.867
5		1:44.560	32.860	33.240	38.460	265.3	11:52:00.527	11		1:48.718	34.131	34.089	40.498	261.5	12:09:29.585
6		1:45.407	32.588	33.524	39.295	267.9	11:53:45.934	12		1:58.797	37.719	35.521	45.557	262.7	12:11:28.382
7		1:44.605	32.606	33.145	38.854	265.3	11:55:30.539	13		1:55.354	35.644	37.296	42.414	243.7	12:13:23.736
8		1:44.068	32.538	33.146	38.384	266.0	11:57:14.607	14		1:49.890	34.536	34.683	40.671	258.9	12:15:13.626
9		1:44.193	32.518	33.013	38.662	267.9	11:58:58.800	15		2:04.241 P	37.731	37.710	48.800	260.8	12:17:17.867
10		1:50.441 P	32.450	32.902	45.089	266.6	12:00:49.241	16		2:49.666	1:34.699	35.472	39.495		12:20:07.533
11		3:26.975	2:13.880	33.539	39.556		12:04:16.216	17		1:46.688	33.319	34.260	39.109	263.4	12:21:54.221
12		1:45.552	33.087	33.071	39.394	261.5	12:06:01.768	18		1:46.545	33.577	33.559	39.409	262.1	12:23:40.766
13		1:44.461	32.640	32.725	39.096	263.4	12:07:46.229	19		1:47.334	33.264	34.372	39.698	262.1	12:25:28.100
14		1:46.722	32.465	33.224	41.033	266.0	12:09:32.951	20		1:46.943	33.726	33.737	39.480	262.7	12:27:15.043
15		1:45.168	33.077	32.924	39.167	265.3	12:11:18.119	21		1:47.432	33.686	33.826	39.920	262.7	12:29:02.475
16		1:50.222 P	32.484	32.890	44.848	266.0	12:13:08.341	22		1:46.789	33.427	33.995	39.367	262.1	12:30:49.264
17		3:56.826	2:44.001	33.507	39.318		12:17:05.167	23		1:52.675 P	33.869	33.715	45.091	234.7	12:32:41.939
18		1:45.640	32.959	33.627	39.054	264.7	12:18:50.807								
19		1:46.034	32.696	33.198	40.140	266.6	12:20:36.841								
20		1:47.781	32.722	32.938	42.121	264.7	12:22:24.622								
21		1:45.147	33.394	32.889	38.864	264.7	12:24:09.769								
22		1:44.276	32.375	32.862	39.039	265.3	12:25:54.045								
23		1:44.058	32.337	32.779	38.942	266.0	12:27:38.103								
24		1:50.353 P	32.628	33.312	44.413	265.3	12:29:28.456								





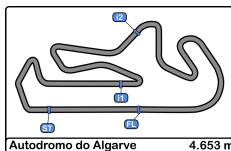
Autodromo Int. do Algarve
International GT Open
Private test - 1
Lap Analysis



88							97								
Darren Kell							Charles Bateman								
McLaren 720 Evo GT3							Aston Martin AMR Vantage GT3 EVO								
PROAM James Kell							PROAM Henrique Chaves								
Track Focused							Blackthorn Racing								
Lap	D	Time	Sector 1	Sector 2	Sector 3	T. Spd	Elapsed	Lap	D	Time	Sector 1	Sector 2	Sector 3	T. Spd	Elapsed
1		11:22:59.501	11:21:47.145	33.566	38.790		11:22:59.501	1		11:22:34.468	11:21:17.196	37.390	39.882		11:22:34.468
2		1:45.172	33.193	33.298	38.681	257.7	11:24:44.673	2		1:50.932	36.382	35.217	39.333	241.6	11:24:25.400
3		3:18.833 P	1:03.239	1:00.567	1:15.027	90.4	11:28:03.506	3		3:04.880 P	47.330	1:01.462	1:16.088	262.7	11:27:30.280
4		22:45.842	21:31.472	33.540	40.830		11:50:49.348	4		22:27.192	21:12.477	35.219	39.496		11:49:57.472
5		1:45.201	32.901	33.197	39.103	258.3	11:52:34.549	5		1:45.867	33.686	33.699	38.482	253.5	11:51:43.339
6		1:45.579	33.099	33.789	38.691	255.9	11:54:20.128	6		1:43.959	32.767	33.107	38.085	262.7	11:53:27.298
7		1:44.222	32.721	33.208	38.293	260.2	11:56:04.350	7		1:49.843	35.044	35.403	39.396	246.5	11:55:17.141
8		1:44.522	32.763	33.128	38.631	259.6	11:57:48.872	8		1:43.739	32.493	33.260	37.986	262.1	11:57:00.880
9		1:50.172 P	32.841	33.164	44.167	260.2	11:59:39.044	9		1:43.517	32.346	33.340	37.831	265.3	11:58:44.397
10		5:03.776	3:51.615	33.624	38.537		12:04:42.820	10		1:49.669 P	32.321	33.046	44.302	263.4	12:00:34.066
11		1:44.041	32.653	33.160	38.228	255.3	12:06:26.861	11		6:18.038	5:03.136	35.098	39.804		12:06:52.104
12		1:50.574 P	33.163	33.533	43.878	258.9	12:08:17.435	12		1:46.895	34.204	33.775	38.916	258.3	12:08:38.999
13		4:44.124	3:27.652	35.379	41.093		12:13:01.559	13		1:45.437	32.873	33.472	39.092	261.5	12:10:24.436
14		1:48.476	33.993	34.449	40.034	257.1	12:14:50.035	14		1:44.730	32.671	33.426	38.633	262.1	12:12:09.166
15		1:46.928	33.314	34.176	39.438	260.2	12:16:36.963	15		1:44.697	32.804	33.182	38.711	262.7	12:13:53.863
16		1:48.984	35.683	33.924	39.377	260.8	12:18:25.947	16		1:44.488	32.586	33.283	38.619	262.7	12:15:38.351
17		1:46.522	33.507	33.826	39.189	260.2	12:20:12.469	17		1:55.453 P	32.852	34.106	48.495	263.4	12:17:33.804
18		1:46.262	33.405	33.612	39.245	260.2	12:21:58.731	18		3:38.114	2:24.030	33.735	40.349		12:21:11.918
19		1:46.641	33.462	33.723	39.456	260.2	12:23:45.372	19		1:47.103	33.782	33.796	39.525	261.5	12:22:59.021
20		1:46.761	33.543	33.895	39.323	261.5	12:25:32.133	20		1:45.585	32.934	33.666	38.985	260.8	12:24:44.606
21		1:46.453	33.129	34.177	39.147	260.2	12:27:18.586	21		1:44.834	32.867	33.301	38.666	261.5	12:26:29.440
22		1:45.509	32.989	33.455	39.065	260.8	12:29:04.095	22		1:45.551	32.900	33.831	38.820	262.7	12:28:14.991
23		1:51.860 P	33.025	33.558	45.277	260.8	12:30:55.955	23		1:45.259	32.989	33.410	38.860	261.5	12:30:00.250

96							777								
Yaroslav Veselaho							Marcin Jedliński								
Ferrari 296 GT3 EVO							Ferrari 296 GT3 EVO								
PRO Thomas Neubauer							PROAM Karol Basz								
AF Corse							Olimp Racing								
Lap	D	Time	Sector 1	Sector 2	Sector 3	T. Spd	Elapsed	Lap	D	Time	Sector 1	Sector 2	Sector 3	T. Spd	Elapsed
1		12:19:58.243	12:18:43.125	33.651	41.467		12:19:58.243	1		11:23:30.758	11:22:19.026	33.424	38.308		11:23:30.758
2		1:44.704	32.457	33.076	39.171	262.1	12:21:42.947	2		1:52.590 P	32.297	32.927	47.366	261.5	11:25:23.348
3		1:44.230	33.007	32.743	38.480	262.7	12:23:27.177	3		25:04.104	23:37.006	33.190	53.908		11:50:27.452
4		1:43.575	32.410	32.764	38.401	263.4	12:25:10.752	4		1:43.383	32.503	33.031	37.849	258.9	11:52:10.835
5		1:43.364	32.475	32.671	38.218	262.7	12:26:54.116	5		1:42.649	32.189	32.747	37.713	264.0	11:53:53.484
6		1:45.065	33.747	32.907	38.411	263.4	12:28:39.181	6		1:49.220 P	32.469	32.872	43.879	264.7	11:55:42.704
7		1:53.177 P	32.557	33.021	47.599	262.7	12:30:32.358	7		6:58.718	5:43.828	34.807	40.083		12:02:41.422
								8		1:47.018	33.576	34.227	39.215	258.3	12:04:28.440
								9		1:46.696	33.256	34.397	39.043	259.6	12:06:15.136
								10		1:45.013	32.936	33.676	38.401	264.0	12:08:00.149
								11		1:47.077	32.637	34.674	39.766	264.7	12:09:47.226
								12		1:44.727	32.645	33.682	38.400	264.7	12:11:31.953
								13		1:54.011 P	32.791	34.882	46.338	265.3	12:13:25.964
								14		3:46.940	2:30.704	36.623	39.613		12:17:12.904
								15		1:44.443	32.675	33.329	38.439	262.7	12:18:57.347
								16		1:54.245	32.301	33.266	48.678	264.7	12:20:51.592
								17		1:46.638	34.563	33.247	38.828	243.7	12:22:38.230
								18		1:44.789	32.719	33.262	38.808	262.1	12:24:23.019
								19		1:46.388	33.953	33.680	38.755	264.0	12:26:09.407
								20		1:52.928 P	32.754	33.412	46.762	263.4	12:28:02.335





Autodromo Int. do Algarve
International GT Open
Private test - 1
Lap Analysis



911

Pietro Armani

Porsche 911 GT3 R EVO (992)

PRO

Alex Fontana

ZRS Motorsport

Lap	D	Time	Sector 1	Sector 2	Sector 3	T. Spd	Elapsed
1		11:23:11.328	11:21:49.603	39.320	42.405		11:23:11.328
2		2:10.041 P	37.560	35.401	57.080	214.2	11:25:21.369
3		25:22.618	24:06.740	36.000	39.878		11:50:43.987
4		1:48.416	35.306	34.345	38.765	204.9	11:52:32.403
5		1:53.931	33.215	40.343	40.373	241.0	11:54:26.334
6		1:43.754	32.608	33.169	37.977	261.5	11:56:10.088
7		1:43.338	32.276	32.955	38.107	264.0	11:57:53.426
8		1:43.231	32.298	32.755	38.178	265.3	11:59:36.657
9		1:43.152	32.268	32.873	38.011	264.0	12:01:19.809
10		1:50.224 P	32.738	32.941	44.545	263.4	12:03:10.033
11		5:49.076	4:35.265	33.533	40.278		12:08:59.109
12		1:46.916	32.583	32.665	41.668	262.7	12:10:46.025
13		1:42.325	32.118	32.583	37.624	264.0	12:12:28.350
14		1:54.005 P	34.109	34.829	45.067	264.0	12:14:22.355
15		4:32.777	3:17.600	35.115	40.062		12:18:55.132
16		1:50.076	33.334	36.726	40.016	260.2	12:20:45.208
17		1:45.068	33.210	33.195	38.663	255.3	12:22:30.276
18		1:45.298	32.877	33.249	39.172	262.7	12:24:15.574
19		1:44.049	32.352	33.045	38.652	264.0	12:25:59.623
20		1:44.409	32.619	33.553	38.237	264.7	12:27:44.032
21		1:43.279	32.378	32.613	38.288	262.1	12:29:27.311
22		1:43.646	32.599	32.807	38.240	262.1	12:31:10.957
23		1:54.509 P	32.416	32.758	49.335	260.8	12:33:05.466

917

André Fernandes

Porsche 991.2 GT3R

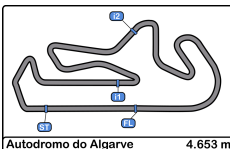
AM

Angelo Fontana

AF Motorsport

Lap	D	Time	Sector 1	Sector 2	Sector 3	T. Spd	Elapsed
1		11:27:34.760 P	11:25:15.763	1:00.580	1:18.417		11:27:34.760
2		23:31.431	22:10.588	37.419	43.424		11:51:06.191
3		1:51.048	34.368	35.529	41.151	253.5	11:52:57.239
4		1:48.789	34.666	34.459	39.664	251.7	11:54:46.028
5		1:47.644	33.834	34.302	39.508	256.5	11:56:33.672
6		1:47.335	33.601	33.744	39.990	257.7	11:58:21.007
7		1:55.773 P	34.325	34.517	46.931	253.5	12:00:16.780
8		6:23.237	5:09.491	34.248	39.498		12:06:40.017
9		1:46.213	33.451	33.681	39.081	257.1	12:08:26.230
10		1:46.440	33.488	33.830	39.122	258.9	12:10:12.670
11		1:46.969	33.203	34.079	39.687	264.0	12:11:59.639
12		1:47.095	33.431	34.239	39.425	259.6	12:13:46.734
13		1:47.902	33.425	34.560	39.917	259.6	12:15:34.636
14		1:57.691 P	33.597	34.536	49.558	259.6	12:17:32.327



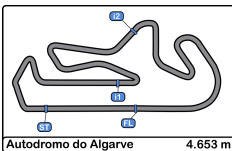


Autodromo Int. do Algarve
International GT Open
Private test - 1
Best Sectors Results



Sector - 1			Sector - 2			Sector - 3			Ideal Lap vs Best Lap		
Clas	Nº Driver	Time	Nº Driver	Time	Nº Driver	Time	Clas	Nº Driver	Ideal Lap	Best Lap	Clas
1	71 Mansell - Götz	31.968	71 Mansell - Götz	32.341	71 Mansell - Götz	37.425	1	71 Mansell - Götz	1:41.734	1:42.032	1
2	28 Ramirez - Baumann	32.033	28 Ramirez - Baumann	32.453	18 Sager - Engelhart	37.501	2	28 Ramirez - Baumann	1:42.101	1:42.401	4
3	18 Sager - Engelhart	32.067	54 Müller - Mettler	32.573	28 Ramirez - Baumann	37.615	3	18 Sager - Engelhart	1:42.222	1:42.386	3
4	55 De Meeus - Abril	32.096	911 Armani - Fontana	32.583	911 Armani - Fontana	37.624	4	911 Armani - Fontana	1:42.325	1:42.325	2
5	51 Durán - Mosca	32.114	51 Durán - Mosca	32.652	777 Jedliński - Basz	37.713	5	54 Müller - Mettler	1:42.574	1:42.841	7
6	911 Armani - Fontana	32.118	18 Sager - Engelhart	32.654	33 Meakin - Macdonald	37.769	6	17 Emson - Lebbon	1:42.639	1:42.785	6
7	17 Emson - Lebbon	32.153	96 Veselaho - Neubauer	32.671	17 Emson - Lebbon	37.783	7	51 Durán - Mosca	1:42.648	1:42.874	8
8	54 Müller - Mettler	32.155	17 Emson - Lebbon	32.703	97 Bateman - Chaves	37.831	8	777 Jedliński - Basz	1:42.649	1:42.649	5
9	777 Jedliński - Basz	32.189	55 De Meeus - Abril	32.719	54 Müller - Mettler	37.846	9	33 Meakin - Macdonald	1:42.766	1:43.010	9
10	33 Meakin - Macdonald	32.221	75 Salaquarda - Milota	32.725	51 Durán - Mosca	37.882	10	55 De Meeus - Abril	1:42.988	1:43.218	12
11	25 Letlaka - Jefferies	32.299	25 Letlaka - Jefferies	32.729	25 Letlaka - Jefferies	38.005	11	25 Letlaka - Jefferies	1:43.033	1:43.178	11
12	5 Jedliński - Korzeniowski	32.312	26 Blanchemain - Pla	32.732	5 Jedliński - Korzeniowski	38.014	12	5 Jedliński - Korzeniowski	1:43.102	1:43.115	10
13	11 Schwarzer - Fach	32.313	777 Jedliński - Basz	32.747	55 De Meeus - Abril	38.173	13	97 Bateman - Chaves	1:43.198	1:43.517	15
14	97 Bateman - Chaves	32.321	33 Meakin - Macdonald	32.776	11 Schwarzer - Fach	38.204	14	96 Veselaho - Neubauer	1:43.299	1:43.364	13
15	26 Blanchemain - Pla	32.328	5 Jedliński - Korzeniowski	32.776	96 Veselaho - Neubauer	38.218	15	26 Blanchemain - Pla	1:43.355	1:43.509	14
16	75 Salaquarda - Milota	32.337	12 Joel Monegro Reyes	32.859	88 Kell - Kell	38.228	16	11 Schwarzer - Fach	1:43.412	1:43.613	16
17	6 Lewandowski - Lewandowski	32.376	11 Schwarzer - Fach	32.895	16 Hahn - Osman	38.256	17	75 Salaquarda - Milota	1:43.446	1:44.058	19
18	96 Veselaho - Neubauer	32.410	6 Lewandowski - Lewandowski	33.027	26 Blanchemain - Pla	38.295	18	6 Lewandowski - Lewandowski	1:43.836	1:43.836	17
19	81 Shibata - Fagg	32.570	97 Bateman - Chaves	33.046	75 Salaquarda - Milota	38.384	19	88 Kell - Kell	1:44.009	1:44.041	18
20	12 Joel Monegro Reyes	32.637	88 Kell - Kell	33.128	81 Shibata - Fagg	38.420	20	12 Joel Monegro Reyes	1:44.121	1:44.165	20
21	88 Kell - Kell	32.653	81 Shibata - Fagg	33.160	6 Lewandowski - Lewandowski	38.433	21	81 Shibata - Fagg	1:44.150	1:44.205	21
22	16 Hahn - Osman	32.760	16 Hahn - Osman	33.203	12 Joel Monegro Reyes	38.625	22	16 Hahn - Osman	1:44.219	1:44.219	22
23	79 Seweryn Mazur	32.767	79 Seweryn Mazur	33.210	79 Seweryn Mazur	38.730	23	79 Seweryn Mazur	1:44.707	1:44.838	23
24	14 Wira - Magdziarz	33.076	14 Wira - Magdziarz	33.569	14 Wira - Magdziarz	38.958	24	14 Wira - Magdziarz	1:45.603	1:45.824	24
25	917 Fernandes - Fontana	33.203	917 Fernandes - Fontana	33.681	63 Moncini - Testa	38.966	25	917 Fernandes - Fontana	1:45.965	1:46.213	25
26	24 Borodin - Webb	33.445	24 Borodin - Webb	33.813	917 Fernandes - Fontana	39.081	26	24 Borodin - Webb	1:46.603	1:47.645	27
27	63 Moncini - Testa	34.018	63 Moncini - Testa	33.871	24 Borodin - Webb	39.345	27	63 Moncini - Testa	1:46.855	1:46.855	26





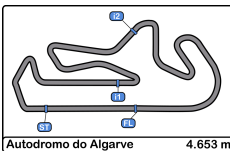
Autodromo Int. do Algarve
International GT Open
Private test - 1
Best 5 Lap Times



Autodromo do Algarve 4.653 m.

Cl	N°	Entrant/Team	Nat	Driver 1	Nat	Driver 2	Nat	Vehicle	Cat	Cl	Best 1		Best 2		Best 3		Best 4		Best 5	
											Time	Lap	Time	Lap	Time	Lap	Time	Lap	Time	Lap
1	71	Team Motopark	GER	Christian Mansell	AUS	Maximilian Götz	GER	Mercedes AMG GT3 EVO	PRO	1	1:42.032	18	1:42.677	16	1:42.732	22	1:42.766	21	1:42.940	5
2	911	ZRS Motorsport	ITA	Pietro Armanni	ITA	Alex Fontana	CHE	Porsche 911 GT3 R EVO (992)	PRO	2	1:42.325	13	1:43.152	9	1:43.231	8	1:43.279	21	1:43.338	7
3	18	Dinamic GT	ITA	Philipp Sager	AUT	Christian Engelhart	GER	Porsche 911 GT3 R EVO (992)	PROAM	1	1:42.386	11	1:42.705	14	1:42.790	13	1:43.462	12	1:43.785	7
4	28	Team Motopark	GER	Marcelo Ramírez	MEX	Dominik Baumann	AUT	Mercedes AMG GT3 EVO	PRO	3	1:42.401	22	1:42.417	19	1:42.667	13	1:42.722	12	1:43.287	11
5	777	Olimp Racing	POL	Marcin Jedliński	POL	Karol Basz	GER	Ferrari 296 GT3 EVO	PROAM	2	1:42.649	5	1:43.383	4	1:44.443	15	1:44.727	12	1:44.789	18
6	17	Elite Motorsport with Entire Race Engineering	GBR	Tom Emson	GBR	Tom Lebbon	GBR	Ferrari 296 GT3 EVO	PRO	4	1:42.785	12	1:42.879	13	1:42.922	11	1:43.082	10	1:43.166	22
7	54	CBRX by SPS	GER	Dexter Müller	CHE	Yannick Mettler	CHE	Mercedes AMG GT3 EVO	PROAM	3	1:42.841	10	1:43.304	7	1:43.421	6	1:44.341	21	1:44.413	23
8	51	AF Corse	ITA	Rafael Durán	ESP	Tommaso Mosca	ITA	Ferrari 296 GT3 EVO	PRO	5	1:42.874	14	1:42.899	12	1:43.075	8	1:43.184	6	1:43.239	7
9	33	Greystone GT	GBR	Zac Meakin	GBR	Dean Macdonald	GBR	McLaren 720s GT3 Evo	PRO	6	1:43.010	23	1:43.045	22	1:43.295	15	1:43.324	16	1:43.369	9
10	5	Olimp Racing	POL	Stanislaw Jedliński	POL	Krystian Korzeniowski	POL	Ferrari 296 GT3	AM	1	1:43.115	7	1:43.962	6	1:44.542	4	1:45.748	5	1:49.358	8
11	25	Into Africa Racing by Dragon Racing Intl.	UAE	Xolile Letlaka	ZAF	Axcil Jefferies	ZWE	Ferrari 296 GT3 EVO	PROAM	4	1:43.178	19	1:43.304	16	1:43.641	20	1:43.748	18	1:43.831	9
12	55	AF Corse	ITA	Laurent De Meeus	BEL	Vincent Abril	FRA	Ferrari 296 GT3 EVO	PROAM	5	1:43.218	6	1:43.934	2	1:45.370	14	1:45.698	18	1:45.833	13
13	96	AF Corse	ITA	Yaroslav Veselaho	URU	Thomas Neubauer	FRA	Ferrari 296 GT3 EVO	PRO	7	1:43.364	5	1:43.575	4	1:44.230	3	1:44.704	2	1:45.065	6
14	26	Saintéloc Racing	FRA	Michaël Blanchemain	FRA	Jim Pla	FRA	Audi R8 LMS GT3 Evo II	PROAM	6	1:43.509	10	1:43.863	5	1:43.894	7	1:44.673	4	1:44.742	2
15	97	Blackthorn Racing	GBR	Charles Bateman	GBR	Henrique Chaves	GBR	Aston Martin AMR Vantage GT3	PROAM	7	1:43.517	9	1:43.739	8	1:43.959	6	1:44.488	16	1:44.697	15
16	11	Fach Auto Tech	CHE	Alexander Schwarzer	MEX	Alexander Fach	CHE	Porsche 911 GT3 R EVO (992)	PROAM	8	1:43.613	16	1:43.886	18	1:43.959	19	1:43.988	9	1:44.228	13
17	6	Baron Motorsport Team	AUT	Andrzej Lewandowski	POL	Adrian Lewandowski	POL	Ferrari 296 GT3	AM	2	1:43.836	14	1:45.415	11	1:45.772	12	1:46.119	5	1:46.183	23
18	88	Track Focused	GBR	Darren Kell	GBR	James Kell	GBR	McLaren 720 Evo GT3	PROAM	9	1:44.041	11	1:44.222	7	1:44.522	8	1:45.172	2	1:45.201	5
19	75	Team ISR	CZE	Filip Salaquarda	CZE	Libor Milota	CZE	Audi R8 LMS GT3 Evo II	PROAM	10	1:44.058	23	1:44.068	8	1:44.193	9	1:44.276	22	1:44.461	13
20	12	Fach Auto Tech	CHE	Joel Monegro Reyes	DOM		CZE	Porsche 911 GT3 R EVO (992)	AM	3	1:44.165	21	1:44.420	17	1:44.646	22	1:45.198	12	1:45.311	8
21	81	Norik Racing	ITA	Norikazu Shibata	JPN	Charles Fagg	GBR	Ferrari 296 GT3	PROAM	11	1:44.205	7	1:44.658	5	1:45.560	3	1:46.545	18	1:46.688	17
22	16	AF Corse	ITA	Marcelo Hahn	BRA	Galid Osman	BRA	Ferrari 296 GT3	AM	4	1:44.219	9	1:45.304	5	1:45.751	4	1:47.056	17	1:47.143	15
23	79	Sendom Racing Team	POL	Seweryn Mazur	POL		CZE	Lamborghini Huracan Evo 2	AM	5	1:44.838	16	1:44.937	15	1:45.944	7	1:45.981	11	1:46.356	6
24	14	Good Speed Racing Team	POL	Piotr Wira	POL	Tomasz Magdziarz	POL	Aston Martin AMR Vantage GT3	AM	6	1:45.824	13	1:46.184	8	1:46.343	20	1:46.723	14	1:46.784	10
25	917	AF Motorsport	PRT	André Fernandes	PRT	Angelo Fontana	MEX	Porsche 991.2 GT3R	AM	7	1:46.213	9	1:46.440	10	1:46.969	11	1:47.095	12	1:47.335	6
26	63	Scuderia Villorba Corse	ITA	Leonardo Mancini	ITA	Rodrigo Testa	PRT	Lamborghini Huracan Evo 2	PRO	8	1:46.855	2								
27	24	Greystone GT	GBR	Andrey Borodin	IND	Oliver Webb	GBR	McLaren 720s GT3 Evo	PROAM	12	1:47.645	7	1:49.117	16	1:49.327	5	1:49.617	2	1:50.633	15



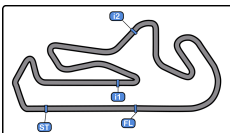


Autodromo Int. do Algarve
International GT Open
Private test - 1
Best 5 Top Speeds



Cl	N° Entrant/Team	Nat	Driver 1	Nat	Driver 2	Nat	Vehicle	Cat	Cl	Top 1		Top 2		Top 3		Top 4		Top 5		Avg
										Km/h	Lap	Km/h	Lap	Km/h	Lap	Km/h	Lap	Km/h	Lap	
1	6 Baron Motorsport Team	AUT	Andrzej Lewandowski	POL	Adrian Lewandowski	POL	Ferrari 296 GT3	AM	1	268.6	9	266.0	5	266.0	13	266.0	15	265.3	14	266.4
2	71 Team Motopark	DEU	Christian Mansell	AUS	Maximilian Götz	DEU	Mercedes AMG GT3 EVO	PRO	1	268.6	13	267.9	14	267.3	17	267.3	18	266.6	12	267.5
3	28 Team Motopark	DEU	Marcelo Ramírez	MEX	Dominik Baumann	AUT	Mercedes AMG GT3 EVO	PRO	2	267.9	20	267.3	13	267.3	19	266.6	14	266.6	15	267.1
4	51 AF Corse	ITA	Rafael Durán	ESP	Tommaso Mosca	ITA	Ferrari 296 GT3 EVO	PRO	3	267.9	13	266.0	14	266.0	15	264.0	9	264.0	12	265.6
5	75 Team ISR	CZE	Filip Salaquarda	CZE	Libor Milota	CZE	Audi R8 LMS GT3 Evo II	PROAM	1	267.9	6	267.9	9	266.6	10	266.6	19	266.0	8	267.0
6	18 Dinamic GT	ITA	Philipp Sager	AUT	Christian Engelhart	DEU	Porsche 911 GT3 R EVO (992)	PROAM	2	267.3	8	266.0	12	265.3	14	265.3	15	264.0	3	265.6
7	26 Saintéloc Racing	FRA	Michaël Blanchemain	FRA	Jim Pla	FRA	Audi R8 LMS GT3 Evo II	PROAM	3	267.3	11	265.3	10	265.3	12	264.7	3	264.7	6	265.4
8	55 AF Corse	ITA	Laurent De Meeus	BEL	Vincent Abril	FRA	Ferrari 296 GT3 EVO	PROAM	4	267.3	7	266.0	6	265.3	3	265.3	5	264.7	4	265.7
9	54 CBRX by SPS	DEU	Dexter Müller	CHE	Yannick Mettler	CHE	Mercedes AMG GT3 EVO	PROAM	5	265.3	4	264.7	12	264.7	20	264.7	21	264.0	5	264.7
10	97 Blackthorn Racing	GBR	Charles Bateman	GBR	Henrique Chaves	PRT	Aston Martin AMR Vantage GT3	PROAM	6	265.3	9	263.4	10	263.4	17	262.7	3	262.7	6	263.5
11	777 Olimp Racing	POL	Marcin Jedliński	POL	Karol Basz	POL	Ferrari 296 GT3 EVO	PROAM	7	265.3	13	264.7	6	264.7	11	264.7	12	264.7	16	264.8
12	911 ZRS Motorsport	ITA	Pietro Armani	ITA	Alex Fontana	CHE	Porsche 911 GT3 R EVO (992)	PRO	4	265.3	8	264.7	20	264.0	7	264.0	9	264.0	13	264.4
13	25 Into Africa Racing by Dragon Racing Intl.	UAE	Xolile Letlaka	ZAF	Axcil Jefferies	ZWE	Ferrari 296 GT3 EVO	PROAM	8	264.7	7	264.0	8	264.0	12	263.4	5	263.4	13	263.9
14	33 Greystone GT	GBR	Zac Meakin	GBR	Dean Macdonald	GBR	McLaren 720s GT3 Evo	PRO	5	264.7	8	264.7	19	264.7	20	264.0	13	264.0	15	264.4
15	81 Norik Racing	ITA	Norikazu Shibata	JPN	Charles Fagg	GBR	Ferrari 296 GT3	PROAM	9	264.7	7	264.7	8	264.0	6	263.4	17	262.7	12	263.9
16	12 Fach Auto Tech	CHE	Joel Monegro Reyes	DOM		CHE	Porsche 911 GT3 R EVO (992)	AM	2	264.0	13	263.4	14	263.4	18	263.4	21	263.4	22	263.5
17	17 Elite Motorsport with Entire Race Engineering	GBR	Tom Emson	GBR	Tom Lebbon	GBR	Ferrari 296 GT3 EVO	PRO	6	264.0	11	263.4	14	262.1	12	262.1	13	262.1	17	262.7
18	917 AF Motorsport	PRT	André Fernandes	PRT	Angelo Fontana	VEN	Porsche 991.2 GT3R	AM	3	264.0	11	259.6	12	259.6	13	259.6	14	258.9	10	260.3
19	5 Olimp Racing	POL	Stanislaw Jedliński	POL	Krystian Korzeniowski	POL	Ferrari 296 GT3	AM	4	263.4	7	262.7	18	262.1	8	261.5	4	260.8	2	262.1
20	63 Scuderia Villorba Corse	ITA	Leonardo Moncini	ITA	Rodrigo Testa	PRT	Lamborghini Huracan Evo 2	PRO	7	263.4	3	257.7	2							260.5
21	96 AF Corse	ITA	Yaroslav Veselaho	GBR	Thomas Neubauer	FRA	Ferrari 296 GT3 EVO	PRO	8	263.4	4	263.4	6	262.7	3	262.7	5	262.7	7	263.0
22	11 Fach Auto Tech	CHE	Alexander Schwarzer	MEX	Alexander Fach	CHE	Porsche 911 GT3 R EVO (992)	PROAM	10	262.7	3	262.1	19	261.5	13	261.5	17	260.8	14	261.7
23	14 Good Speed Racing Team	POL	Piotr Wira	POL	Tomasz Magdziarz	POL	Aston Martin AMR Vantage GT3	AM	5	262.1	11	262.1	13	262.1	14	262.1	15	262.1	19	262.1
24	16 AF Corse	ITA	Marcelo Hahn	BRA	Galid Osman	BRA	Ferrari 296 GT3	AM	6	261.5	10	260.2	9	258.9	6	257.7	5	257.7	8	259.2
25	24 Greystone GT	GBR	Andrey Borodin	IND	Oliver Webb	GBR	McLaren 720s GT3 Evo	PROAM	11	261.5	6	260.8	7	260.8	8	260.8	15	260.2	16	260.8
26	88 Track Focused	GBR	Darren Kell	GBR	James Kell	GBR	McLaren 720 Evo GT3	PROAM	12	261.5	20	260.8	16	260.8	22	260.8	23	260.2	7	260.8
27	79 Sendom Racing Team	POL	Seweryn Mazur	POL		CHE	Lamborghini Huracan Evo 2	AM	7	259.6	17	258.9	16	257.7	15	257.1	12	256.5	5	258.0





Autodromo Int. do Algarve

International GT Open

Private test - 1

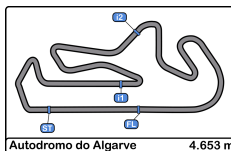
Fastest Laps Sequence

Autodromo do Algarve 4.653 m.



Lap	Time of Day	Session Time	Nº Entrant/Team	Nat	Driver 1	Nat	Driver 2	Nat	Vehicle	Cat	Time	Km/h
2	11:23:54.851	3:54.851	63 Scuderia Villorba Corse	ITA	Leonardo Moncini	ITA	Rodrigo Testa	PRT	Lamborghini Huracan Evo 2	PRO	1:46.855	156.7
2	11:23:56.630	3:56.630	18 Dinamic GT	ITA	Philipp Sager	AUT	Christian Engelhart	DEU	Porsche 911 GT3 R EVO (992)	PROAM	1:45.605	158.6
2	11:24:21.620	4:21.620	75 Team ISR	CZE	Filip Salaquarda	CZE	Libor Milota	CZE	Audi R8 LMS GT3 Evo II	PROAM	1:45.256	159.1
2	11:24:26.153	4:26.153	11 Fach Auto Tech	CHE	Alexander Schwarzer	MEX	Alexander Fach	CHE	Porsche 911 GT3 R EVO (992)	PROAM	1:45.194	159.2
2	11:24:44.673	4:44.673	88 Track Focused	GBR	Darren Kell	GBR	James Kell	GBR	McLaren 720 Evo GT3	PROAM	1:45.172	159.2
4	11:51:40.976	31:40.976	51 AF Corse	ITA	Rafael Durán	ESP	Tommaso Mosca	ITA	Ferrari 296 GT3 EVO	PRO	1:44.196	160.7
2	11:51:52.827	31:52.827	55 AF Corse	ITA	Laurent De Meeus	BEL	Vincent Abril	FRA	Ferrari 296 GT3 EVO	PROAM	1:43.934	161.1
4	11:52:10.835	32:10.835	777 Olimp Racing	POL	Marcin Jedliński	POL	Karol Basz	POL	Ferrari 296 GT3 EVO	PROAM	1:43.383	162.0
5	11:53:24.267	33:24.267	51 AF Corse	ITA	Rafael Durán	ESP	Tommaso Mosca	ITA	Ferrari 296 GT3 EVO	PRO	1:43.291	162.1
5	11:53:53.484	33:53.484	777 Olimp Racing	POL	Marcin Jedliński	POL	Karol Basz	POL	Ferrari 296 GT3 EVO	PROAM	1:42.649	163.1
11	12:04:29.502	44:29.502	18 Dinamic GT	ITA	Philipp Sager	AUT	Christian Engelhart	DEU	Porsche 911 GT3 R EVO (992)	PROAM	1:42.386	163.6
13	12:12:28.350	52:28.350	911 ZRS Motorsport	ITA	Pietro Armanni	ITA	Alex Fontana	CHE	Porsche 911 GT3 R EVO (992)	PRO	1:42.325	163.7
18	12:21:47.050	1:01:47.050	71 Team Motopark	DEU	Christian Mansell	AUS	Maximilian Götz	DEU	Mercedes AMG GT3 EVO	PRO	1:42.032	164.1





Autodromo Int. do Algarve
International GT Open
Private test - 1
Pit Stop Analysis



5 Stanislaw Jedliński Ferrari 296 GT3
 AM Krystian Korzeniowski Olimp Racing

Nº	In Day Time	In Time	Out Time	Pit Time	T. Pit Time	Handicap	Diff.
1	11:25:13.698	11:25:13.698	11:49:29.413	24:15.715	24:15.715		
2	11:59:55.343	11:59:55.343	12:06:21.116	6:25.773	30:41.488		
3	12:10:33.163	12:10:33.163	12:12:26.166	1:53.003	32:34.491		
4	12:24:38.115	12:24:38.115	12:28:14.164	3:36.049	36:10.540		

6 Andrzej Lewandowski Ferrari 296 GT3
 AM Adrian Lewandowski Baron Motorsport Team

Nº	In Day Time	In Time	Out Time	Pit Time	T. Pit Time	Handicap	Diff.
1	11:25:26.089	11:25:26.089	11:48:14.765	22:48.676	22:48.676		
2	11:57:22.109	11:57:22.109	11:59:10.627	1:48.518	24:37.194		
3	12:13:43.686	12:13:43.686	12:16:57.654	3:13.968	27:51.162		

11 Alexander Schwarzer Porsche 911 GT3 R EVO (992)
 PROAM Alexander Fach Fach Auto Tech

Nº	In Day Time	In Time	Out Time	Pit Time	T. Pit Time	Handicap	Diff.
1	11:27:45.507	11:27:45.507	11:49:36.399	21:50.892	21:50.892		
2	11:56:38.062	11:56:38.062	11:57:52.305	1:14.243	23:05.135		
3	12:04:52.080	12:04:52.080	12:08:09.596	3:17.516	26:22.651		
4	12:13:23.364	12:13:23.364	12:19:42.178	6:18.814	32:41.465		

12 Joel Monegro Reyes Porsche 911 GT3 R EVO (992)
 AM Fach Auto Tech

Nº	In Day Time	In Time	Out Time	Pit Time	T. Pit Time	Handicap	Diff.
1	11:28:01.140	11:28:01.140	11:48:45.358	20:44.218	20:44.218		
2	11:59:31.234	11:59:31.234	12:02:27.233	2:55.999	23:40.217		
3	12:11:23.304	12:11:23.304	12:15:17.242	3:53.938	27:34.155		

14 Piotr Wira Aston Martin AMR Vantage GT3 EVO
 AM Tomasz Magdziarz Good Speed Racing Team

Nº	In Day Time	In Time	Out Time	Pit Time	T. Pit Time	Handicap	Diff.
1	11:24:20.527	11:24:20.527	11:48:10.756	23:50.229	23:50.229		
2	11:53:37.289	11:53:37.289	11:55:50.764	2:13.475	26:03.704		
3	12:06:37.723	12:06:37.723	12:09:11.280	2:33.557	28:37.261		
4	12:18:08.989	12:18:08.989	12:20:35.669	2:26.680	31:03.941		

16 Marcelo Hahn Ferrari 296 GT3
 AM Galid Osman AF Corse

Nº	In Day Time	In Time	Out Time	Pit Time	T. Pit Time	Handicap	Diff.
1	11:50:10.517	11:50:10.517	11:52:32.750	2:22.233	2:22.233		
2	12:01:33.890	12:01:33.890	12:06:25.303	4:51.413	7:13.646		
3	12:13:37.517	12:13:37.517	12:16:19.094	2:41.577	9:55.223		

17 Tom Emson Ferrari 296 GT3 EVO
 PRO Tom Lebbon Elite Motorsport with Entire Race Engine

Nº	In Day Time	In Time	Out Time	Pit Time	T. Pit Time	Handicap	Diff.
1	11:24:57.985	11:24:57.985	11:48:06.271	23:08.286	23:08.286		
2	11:58:48.659	11:58:48.659	12:05:11.283	6:22.624	29:30.910		
3	12:15:41.031	12:15:41.031	12:17:05.006	1:23.975	30:54.885		

18 Philipp Sager Porsche 911 GT3 R EVO (992)
 PROAM Christian Engelhart Dinamic GT

Nº	In Day Time	In Time	Out Time	Pit Time	T. Pit Time	Handicap	Diff.
1	11:26:42.574	11:26:42.574	11:48:32.740	21:50.166	21:50.166		
2	11:57:18.395	11:57:18.395	11:59:05.809	1:47.414	23:37.580		
3	12:11:24.265	12:11:24.265	12:14:31.980	3:07.715	26:45.295		

24 Andrey Borodin McLaren 720s GT3 Evo
 PROAM Oliver Webb Greystone GT

Nº	In Day Time	In Time	Out Time	Pit Time	T. Pit Time	Handicap	Diff.
1	11:26:00.008	11:26:00.008	11:48:16.690	22:16.682	22:16.682		
2	11:57:27.941	11:57:27.941	12:01:10.338	3:42.397	25:59.079		
3	12:09:06.830	12:09:06.830	12:11:48.143	2:41.313	28:40.392		

25 Xolile Letlaka Ferrari 296 GT3 EVO
 PROAM Axcil Jefferies Into Africa Racing by Dragon Racing Intl.

Nº	In Day Time	In Time	Out Time	Pit Time	T. Pit Time	Handicap	Diff.
1	11:24:01.123	11:24:01.123	11:48:30.843	24:29.720	24:29.720		
2	12:04:14.479	12:04:14.479	12:07:06.379	2:51.900	27:21.620		
3	12:14:05.443	12:14:05.443	12:15:05.282	59.839	28:21.459		

26 Michaël Blanchemain Audi R8 LMS GT3 Evo II
 PROAM Jim Pla Saintéloc Racing

Nº	In Day Time	In Time	Out Time	Pit Time	T. Pit Time	Handicap	Diff.
1	12:03:32.278	12:03:32.278	12:06:36.279	3:04.001	3:04.001		
2	12:13:34.334	12:13:34.334	12:15:18.865	1:44.531	4:48.532		

28 Marcelo Ramírez Mercedes AMG GT3 EVO
 PRO Dominik Baumann Team Motopark

Nº	In Day Time	In Time	Out Time	Pit Time	T. Pit Time	Handicap	Diff.
1	11:25:44.944	11:25:44.944	11:48:23.215	22:38.271	22:38.271		
2	12:00:42.679	12:00:42.679	12:03:55.890	3:13.211	25:51.482		
3	12:16:06.662	12:16:06.662	12:18:42.876	2:36.214	28:27.696		
4	12:25:37.185	12:25:37.185	12:26:57.001	1:19.816	29:47.512		

33 Zac Meakin McLaren 720s GT3 Evo
 PRO Dean Macdonald Greystone GT

Nº	In Day Time	In Time	Out Time	Pit Time	T. Pit Time	Handicap	Diff.
1	11:22:16.982	11:22:16.982	11:23:41.499	1:24.517	1:24.517		
2	11:25:40.796	11:25:40.796	11:48:27.369	22:46.573	24:11.090		
3	12:02:33.143	12:02:33.143	12:04:17.525	1:44.382	25:55.472		
4	12:09:54.230	12:09:54.230	12:14:12.087	4:17.857	30:13.329		

51 Rafael Durán Ferrari 296 GT3 EVO
 PRO Tommaso Mosca AF Corse

Nº	In Day Time	In Time	Out Time	Pit Time	T. Pit Time	Handicap	Diff.
1	11:24:13.767	11:24:13.767	11:48:09.894	23:56.127	23:56.127		
2	12:00:18.865	12:00:18.865	12:03:03.554	2:44.689	26:40.816		
3	12:13:40.621	12:13:40.621	12:15:44.988	2:04.367	28:45.183		

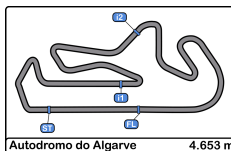
54 Dexter Müller Mercedes AMG GT3 EVO
 PROAM Yannick Mettler CBRX by SPS

Nº	In Day Time	In Time	Out Time	Pit Time	T. Pit Time	Handicap	Diff.
1	11:25:23.884	11:25:23.884	11:48:25.271	23:01.387	23:01.387		
2	11:59:10.690	11:59:10.690	12:01:39.411	2:28.721	25:30.108		
3	12:08:44.254	12:08:44.254	12:11:39.977	2:55.723	28:25.831		

55 Laurent De Meeus Ferrari 296 GT3 EVO
 PROAM Vincent Abril AF Corse

Nº	In Day Time	In Time	Out Time	Pit Time	T. Pit Time	Handicap	Diff.
1	12:00:46.214	12:00:46.214	12:06:52.136	6:05.922	6:05.922		
2	12:21:12.590	12:21:12.590	12:24:36.116	3:23.526	9:29.448		





Autodromo Int. do Algarve
International GT Open
Private test - 1
Pit Stop Analysis



Autodromo do Algarve 4.653 m.

71 Christian Mansell Mercedes AMG GT3 EVO

PRO Maximilian Götz Team Motopark

Nº	In Day Time	In Time	Out Time	Pit Time	T. Pit Time	Handicap	Diff.
1	11:27:41.478	11:27:41.478	11:49:11.668	21:30.190	21:30.190		
2	11:59:37.535	11:59:37.535	12:01:35.126	1:57.591	23:27.781		
3	12:11:59.533	12:11:59.533	12:14:56.504	2:56.971	26:24.752		
4	12:23:32.934	12:23:32.934	12:24:52.744	1:19.810	27:44.562		

75 Filip Salaquarda Audi R8 LMS GT3 Evo II

PROAM Libor Milota Team ISR

Nº	In Day Time	In Time	Out Time	Pit Time	T. Pit Time	Handicap	Diff.
1	11:27:22.518	11:27:22.518	11:48:29.396	21:06.878	21:06.878		
2	12:00:45.097	12:00:45.097	12:02:29.214	1:44.117	22:50.995		
3	12:13:04.133	12:13:04.133	12:15:20.385	2:16.252	25:07.247		

79 Seweryn Mazur Lamborghini Huracan Evo 2

AM Sendom Racing Team

Nº	In Day Time	In Time	Out Time	Pit Time	T. Pit Time	Handicap	Diff.
1	11:52:25.628	11:52:25.628	11:55:11.552	2:45.924	2:45.924		
2	12:06:10.503	12:06:10.503	12:09:41.442	3:30.939	6:16.863		
3	12:18:39.612	12:18:39.612	12:21:10.164	2:30.552	8:47.415		

81 Norikazu Shibata Ferrari 296 GT3

PROAM Charles Fagg Norik Racing

Nº	In Day Time	In Time	Out Time	Pit Time	T. Pit Time	Handicap	Diff.
1	11:26:47.790	11:26:47.790	11:48:19.140	21:31.350	21:31.350		
2	12:00:41.216	12:00:41.216	12:03:53.753	3:12.537	24:43.887		
3	12:17:13.683	12:17:13.683	12:18:19.536	1:05.853	25:49.740		

88 Darren Kell McLaren 720 Evo GT3

PROAM James Kell Track Focused

Nº	In Day Time	In Time	Out Time	Pit Time	T. Pit Time	Handicap	Diff.
1	11:27:59.394	11:27:59.394	11:49:03.068	21:03.674	21:03.674		
2	11:59:34.945	11:59:34.945	12:02:59.339	3:24.394	24:28.068		
3	12:08:13.316	12:08:13.316	12:11:08.131	2:54.815	27:22.883		

97 Charles Bateman Aston Martin AMR Vantage GT3 EVO

PROAM Henrique Chaves Blackthorn Racing

Nº	In Day Time	In Time	Out Time	Pit Time	T. Pit Time	Handicap	Diff.
1	11:27:26.072	11:27:26.072	11:48:07.267	20:41.195	20:41.195		
2	12:00:29.870	12:00:29.870	12:05:02.952	4:33.082	25:14.277		
3	12:17:29.608	12:17:29.608	12:19:23.101	1:53.493	27:07.770		

777 Marcin Jedliński Ferrari 296 GT3 EVO

PROAM Karol Basz Olimp Racing

Nº	In Day Time	In Time	Out Time	Pit Time	T. Pit Time	Handicap	Diff.
1	11:25:19.235	11:25:19.235	11:48:28.223	23:08.988	23:08.988		
2	11:55:38.597	11:55:38.597	12:00:52.665	5:14.068	28:23.056		
3	12:13:21.859	12:13:21.859	12:15:22.069	2:00.210	30:23.266		

911 Pietro Armani Porsche 911 GT3 R EVO (992)

PRO Alex Fontana ZRS Motorsport

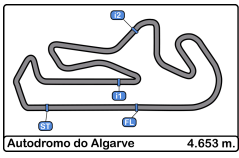
Nº	In Day Time	In Time	Out Time	Pit Time	T. Pit Time	Handicap	Diff.
1	11:25:17.127	11:25:17.127	11:48:52.886	23:35.759	23:35.759		
2	12:03:05.793	12:03:05.793	12:07:13.092	4:07.299	27:43.058		
3	12:14:18.138	12:14:18.138	12:17:03.207	2:45.069	30:28.127		

917 André Fernandes Porsche 991.2 GT3R

AM Angelo Fontana AF Motorsport

Nº	In Day Time	In Time	Out Time	Pit Time	T. Pit Time	Handicap	Diff.
1	11:27:30.434	11:27:30.434	11:49:06.528	21:36.094	21:36.094		
2	12:00:12.695	12:00:12.695	12:04:49.130	4:36.435	26:12.529		

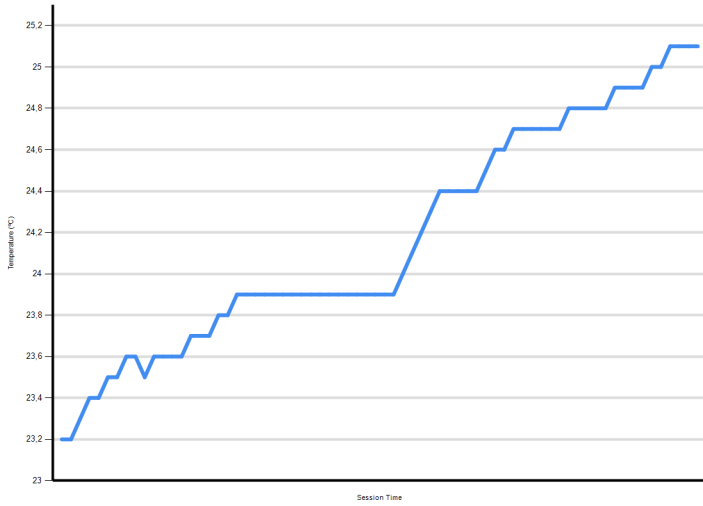





Autodromo Int. do Algarve
International GT Open
Private test - 1
Weather Report



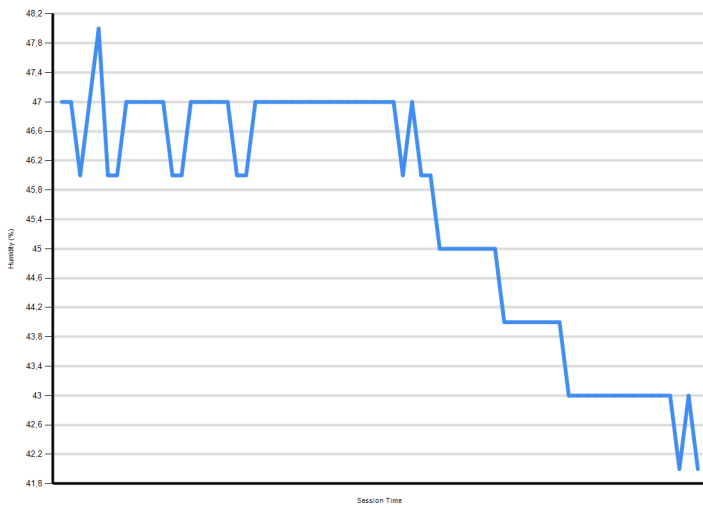
Air Temperature



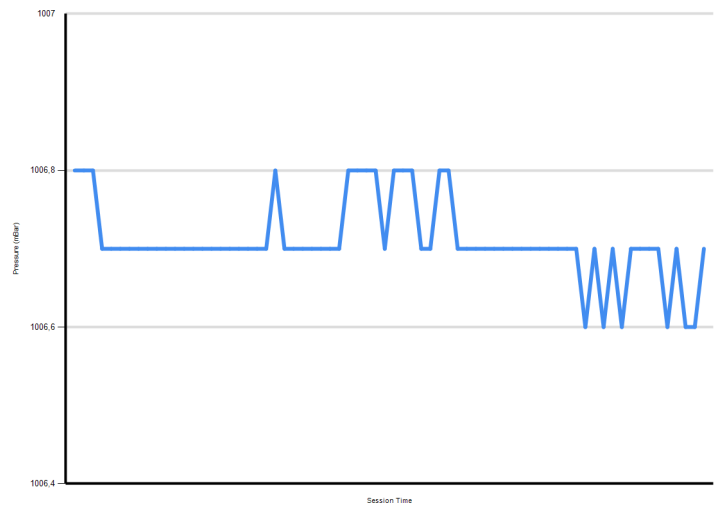
Track Temperature



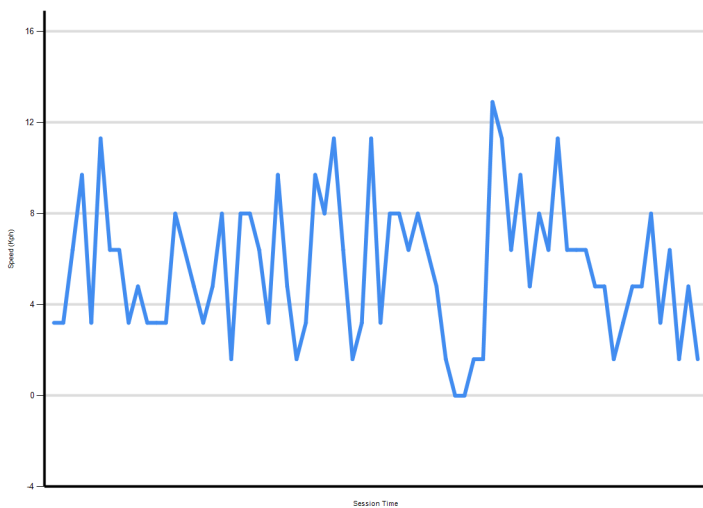
Humidity



Pressure



Wind Speed



Wind direction

